

A review of the weevils of the genus *Chlorophanus* C. Sahlberg, 1823 (Coleoptera: Curculionidae) in the fauna of Siberia and the Russian Far East

Обзор жуков-долгоносиков рода *Chlorophanus* C. Sahlberg, 1823 (Coleoptera: Curculionidae) фауны Сибири и Дальнего Востока

A.A. Legalov

А.А. Легалов

Siberian Zoological Museum, Institute of Animal Systematics and Ecology, Siberian Division of the Russian Academy of Sciences, Frunze Str. 11, Novosibirsk 630091 Russia.

Сибирский Зоологический музей, Институт систематики и экологии животных СО РАН, ул. Фрунзе 11, Новосибирск 630091 Россия.

KEY WORDS: Coleoptera, Curculionidae, Tanymecini, *Chlorophanus*, review, new species, synonymy, Siberia, Far East.

КЛЮЧЕВЫЕ СЛОВА: Coleoptera, Curculionidae, Tanymecini, *Chlorophanus*, обзор, новый вид, синонимия, Сибирь, Дальний Восток.

ABSTRACT. Eight species of the genus *Chlorophanus* in the fauna of Siberia and the Russian Far East are recognized and studied. A new species, *Chlorophanus mordkovitshi* sp.n. is described. A key and distribution maps for all the species are provided as well. *Ch. circumcinctus*, *Ch. circumcinctus* ab. *aurifemoratus*, *Ch. circumcinctus* var. *plicatirostris* and *Ch. peregrinus* are synonymized with *Ch. sibiricus*.

РЕЗЮМЕ: В фауне Сибири и Дальнего Востока выявлено и изучено 8 видов рода *Chlorophanus*, включая описание нового вида *Ch. mordkovitshi* sp.n. *Ch. circumcinctus*, *Ch. circumcinctus* ab. *aurifemoratus*, *Ch. circumcinctus* var. *plicatirostris*, *Ch. peregrinus* впервые синонимизированы с *Ch. sibiricus*. Приведены определительная таблица и карты распространения всех 8 видов.

Introduction

The genus *Chlorophanus* belongs to the subtribe Tanymecina Lacordaire, 1863 of the tribe Tanymecini Lacordaire, 1863 in subfamily Polydrusinae Schoenherr, 1826. They are large beetles (6.9-14 mm), with a body being usually covered with green scales. They dwell in coastal biotops on *Salix* spp. or *Populus* spp. [Dieckmann, 1983; Egorov, 1976; Ismailova, 1993].

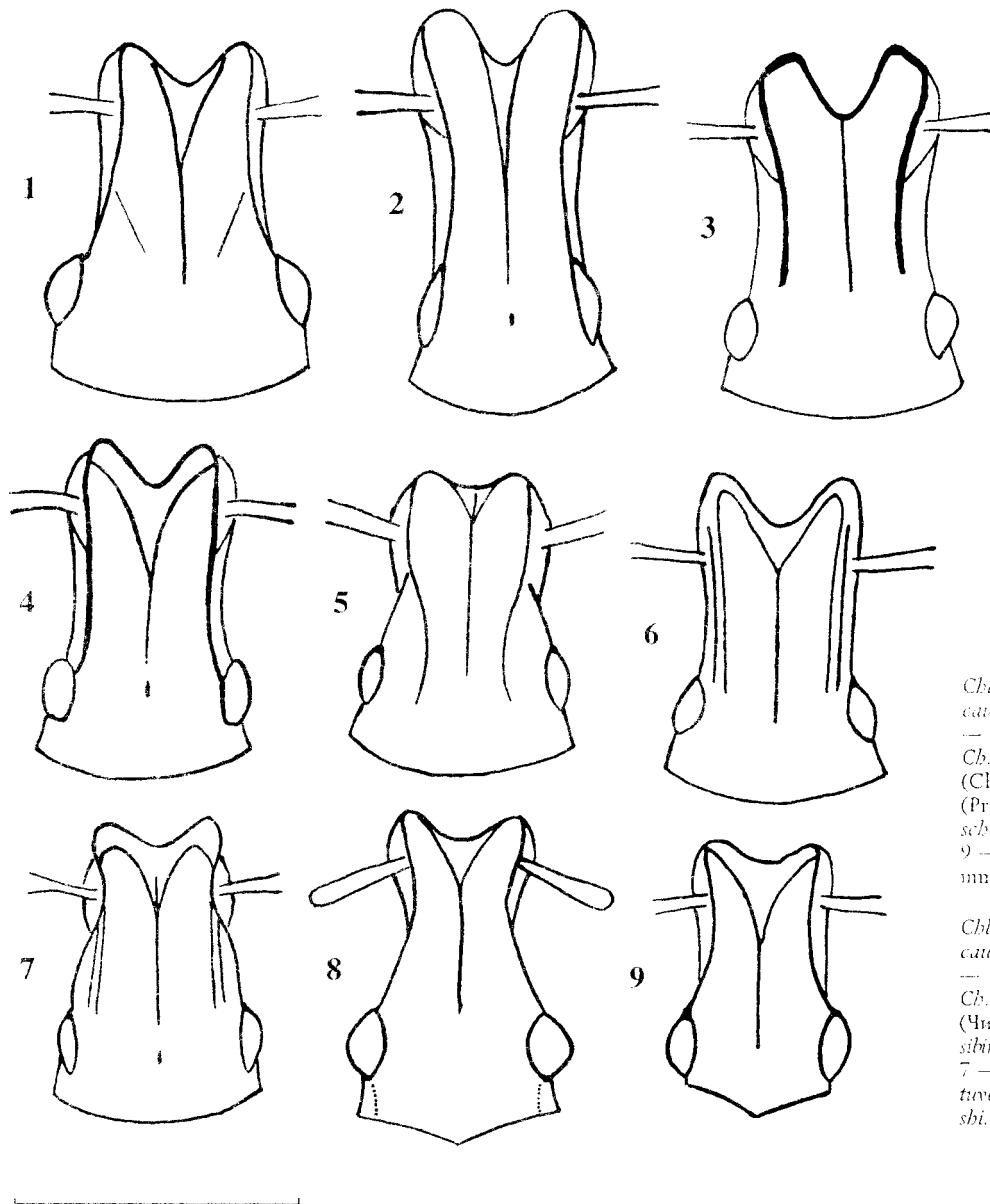
First taxonomic data on Siberian and Far East species of *Chlorophanus* were published by Heyden [1880-1881], Reitter [1915] and Winckler [1924-1932]. All this information was comprehended by Günther & Zumpt [1933] who reported on 9 Siberian and Far East species of *Chlorophanus*: (*Ch. sibiricus*

Gyllenhal, *Ch. circumcinctus* Gyllenhal, *Ch. decorus* Fahraeus, *Ch. peregrinus* Reitter, *Ch. circumcinctus* var. *plicatirostris* Reitter, *Ch. rufomarginatus* Gebler, *Ch. schoenherrii*, *Ch. simulans* Faust, *Ch. vestitus* Fahraeus). Of these species, *Ch. simulans* Faust. turned out to be erroneously recorded, as it actually restricted to Kazakhstan and Middle Asia and does not reach Siberia. Later, *Ch. decorus*, and *Ch. vestitus* Fahraeus were synonymized with *Ch. rufomarginatus* Gebler by Korytsev [1984].

Material and methods

The collections of the Siberian Zoological Museum of the Institute of Animal Systematics and Ecology, Novosibirsk (SZM), the Zoological Institute of the Russian Academy of Sciences, St.-Petersburg (ZIS), the Zoological Museum of the Moscow State University, Moscow (ZMMU), the Novosibirsk State University, Novosibirsk (NSU), the Tomsk State University, Tomsk (TMU), the Tyumen Natural History Museum, Tyumen (TM), and a personal collection of R.V. Yakovlev, Barnaul (RYA) have been used for preparation of this work. About 500 specimens have been studied. These collections and literature data as well have been used for compiling of distributional maps.

Names of collectors, gathered basic material, are given as: A.A.L. — A.A. Legalov, A.I. Ch. — A.I. Cherepanov, A.V.B. — A.V. Barkalov, E.G.R. — E.G. Rodd, F.I.O. — F.I. Opanassenko, G.L.S. — G.L. Suvorov, L.Z. — L. Zimina, P.S.S. — P.S. Sitnikov, R.Yu. D. — R.Yu. Dudko, S.A.K. — S.A.



Figs. 1-9. Rostrum of *Chlorophanus* spp: 1 — *Ch. caudatus*, 2 — *Ch. sellatus*, 3 — *Ch. rufomarginatus*, 4 — *Ch. viridis*, 5 — *Ch. sibiricus* (Chita Area), 6 — *Ch. sibiricus* (Primorie Province), 7 — *Ch. schoenberri*, 8 — *Ch. tivenessis*, 9 — *Ch. mordkovitschi*. Scale 1 mm.

Рис. 1-9. Головоотрубка *Chlorophanus* spp: 1 — *Ch. caudatus*, 2 — *Ch. sellatus*, 3 — *Ch. rufomarginatus*, 4 — *Ch. viridis*, 5 — *Ch. sibiricus* (Читинская обл.), 6 — *Ch. sibiricus* (Приморский край), 7 — *Ch. schoenberri*, 8 — *Ch. tivenessis*, 9 — *Ch. mordkovitschi*. Масштаб 1 мм.

Krivetz, V.P. — V. Pereleshina, V.V.D. — V.V. Dubatolov, Yu.P.K. — Yu.P. Korshunov.

In the text, each locality is followed by a respective number of collected specimens in square brackets and referring to the numbers in Fig. 43.

TYUMEN AREA: 1 — Khadytayakha, Shuchie, 2 — Berezovo, 3 — Taz River, Tolka, Ratta, 4 — Oktyabrskoe, Polovinka, 5 — Severnaya Sosva, Shurkhipovo, 6 — Tobolsk, 7 — Malkovo, Kuchak, Chernyshevskii, Yalutorovsk, 6 km S of Salairka, Uspenka;

Kurgan Area: 8 — Temlyaki, Petukhovo;

Petropavlovsk Area: 9 — Petropavlovsk;

Omsk Area: 10 — Omsk;

Tomsk Area: 11 — Panino, Pyrchina, 12 — Pan-televka, Napas, Pizheno, Ust-Chizhapka, Salat, Inki-no, Kolomino, Narym, Kolpashevo, 13 — Bakehar, Pozdnyakovo, Tomsk, Kirevskoe, Kolarovo, Kozhevnikovo, Elovka;

Novosibirsk Area: 14 — Skala, Kochenovo, Novosibirsk, Parovoznaia, Noyyi Sharap, Kirza, Meret, 15 — Maslyanino, 16 — Troitzkoe;

Altai Province: 17 — Dresvyanka, Barnaul, Baganovskie Klyuchi, Alei, Sosnovka, 18 — Kolyvan, Lokot;

Gornyi Altai: 19 — Katandy, Chulyshman, 20 — Kuraiskaia Steppe, Oui-Tuterek; Chuyia River, Chagan-Uzun, Verkhni Uimon;

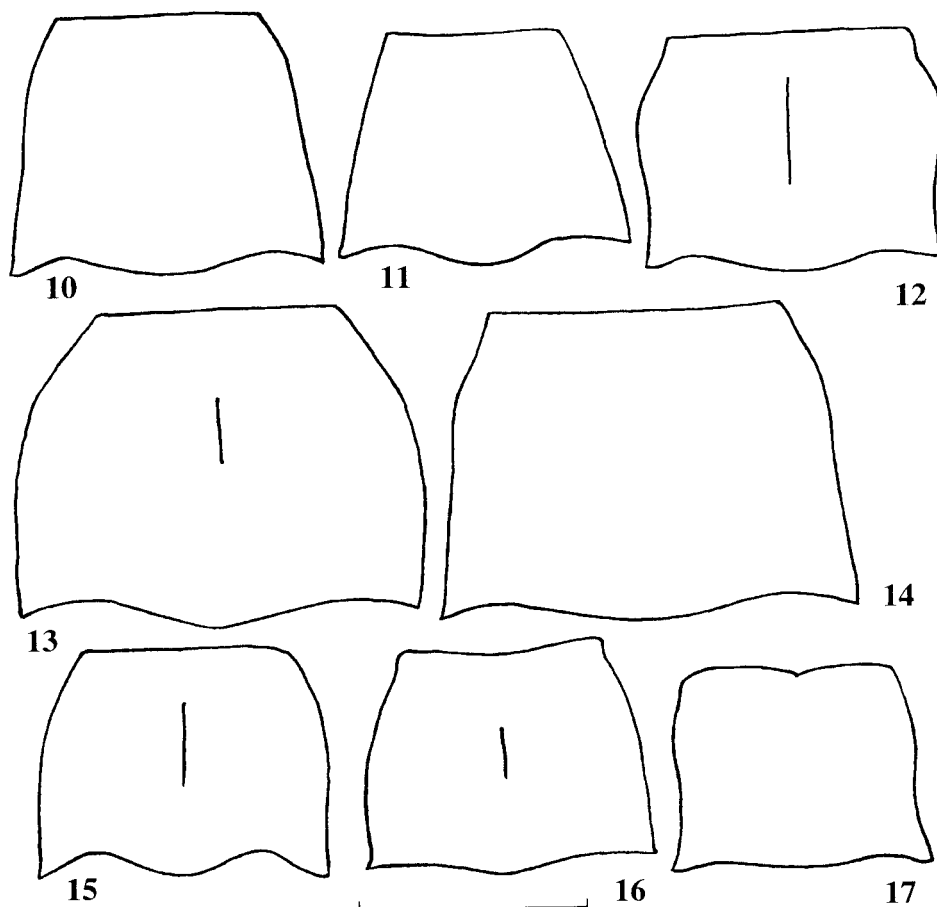
Semipalatinsk Area: 21 — Semipalatinsk;

East-Kazakhstan Area: 22 — Ust-Kamenogorsk, Bolsh-enarymskoe, Soldatovo, Berezovka, Chernovaia;

Krasnoyarsk Province: 23 — Nizhnyia Tunguska River, 24 — Podkamennaia Tunguska River, 25 — Sym, 26 —

Krasnoyarsk, Kansk, Minussinsk, Abakan River, Askyz, 27 — Sayano-Shushenskiy Reserve, Zapadnyi Sayan Mts.;

Tuva: 28 — 3-5 km SE of Mugur-Aksy, Kyzyl-Mozhalyk, Chadan, Ust-Chirtshak, Barlyk River, 29 — Chaa-Khol, 10 km SW of Chaa-Khol, Kyzyl, Ulug-



Figs. 10–17. Pronotum of *Chlorophanus* spp.: 10 — *Ch. schoenherri*, 11 — *Ch. viridis*, 12 — *Ch. rufomarginatus*, 13 — *Ch. sellatus*, 14 — *Ch. sibiricus*, 15 — *Ch. caudatus*, 16 — *Ch. mordkovitschi*, 17 — *Ch. tuvensis*. Scale 1 mm.

Рис. 10–17. Передне-спинка *Chlorophanus* spp.: 10 — *Ch. schoenherri*, 11 — *Ch. viridis*, 12 — *Ch. rufomarginatus*, 13 — *Ch. sellatus*, 14 — *Ch. sibiricus*, 15 — *Ch. caudatus*, 16 — *Ch. mordkovitschi*, 17 — *Ch. tuvensis*. Масштаб 1 мм.

Khem, Kaa-Khem, Erzin;

Irkutsk Area: 30 — Irkutsk;

Buryatia: 31 — Muia, 32 — Argada, 33 — Selenginsk, 34 — Torei, Zun-Murino, Tunka, Temnik, 35 — Kyakhta, Dureny, Shartynkei, Khoronkhei, Baraty, Boyarskii, Gusinoe Lake, Ulan-Ude;

Chita Area: 36 — Sokhondinskii Reserve, Bukukunskoe Lake, Kyra, 37 — Chita, 38 — Onon River, 7.5 km upper of Verkhniĭ Chasuchei, Verkhniĭ Chasutshci, Nizhniĭ Chasuchei, Chasucheiskii pine forest, Adon-Chalon, Teli, Zun-Torei Lake, Bolshoi Chindant Lake, 39 — Nerchinsk, Shylka, Mitrofanovo, Ingoda, 40 — Amazar;

Yakutia: 41 — Zhighansk, Lena River, 42 — Viliui River, 43 — Yakutsk, Komsomolskii, 44 — Roghach River, 10 km S of Ust-Nera, 45 — Petropavlovsk;

Magadan Area: 46 — Kulu, Verkh-Seimchan, Debin, Serginy, Elgen, Seimchan, Talon, 47 — Susuman;

Amur Area: 48 — Jilinda, Zeja, 49 — Ust-Tygda, 50 — Belogorsk, Chernyaev, Samodon, Korsakova, Klimoutzy, Malaia Pera River — Bolshoi Ergel River, Ekimchan, Natalino, Saskal, Poyarkovo, Blagoveshensk, Ukrainka, Ghilui River;

Khabarovsk Province: 51 — Obluchie, 52 — Novokievskoe, Bureya River, Amgun River, Khabarovsk, Malyshevo, Berezhovka, 53 — Vyatskoe, Litvintzevo, Voznesenskoe, Kylku River, Katlinskaya, Komsomol'sk-na-Amure, 54 — Sophiisk, Nizhnetombovskoe;

Primorie Province: 55 — Khasan, Kedrovaia Pad, Slavyanka, Bezverkhovo, Barabash, Vladivostok, Razdol-

naya River, Baranovsky, Ussuriysk, 50 km SW of Ussuriysk, Kondratenovka, 56 — Kaimanovka, 5 km N of Novokolatshinska, Khanka Lake, Alexandrovka, 18–25 km N of Chernyshevka, Vinogradovka, Dmitrievka, Chernigovka, Yakovlevka, Kamen-Rybolov, Novodevitz, Kuznetzovskii, Okrainka, Dushkino, Tikhookeanskii, Shkotovo, Ussuri River, Marevka River, Dalnerechinsk, Stretenka, 57 — Ussuriyskii Reserve, Suputinka River, 20 km NNO of Mnogourozhainoe, Suvorovka River, Steklyanucha, Romanovka, Kievka, Partizanskii Mt. Range, 58 — Kuznetzovskii, Akur;

Sakhalin: 59 — Smirnykh, Buyukly, Firsovo, Yablochnyi, Shebunino, 60 — Aniva, 12 km N of Aniva, Pozharskoe, Kirilovskoe, Kuznetzovo, Klyuchi, Bolshaiia Tambovka River, Alunskaiia River, Novoalexandrovsk, Urozhainoe;

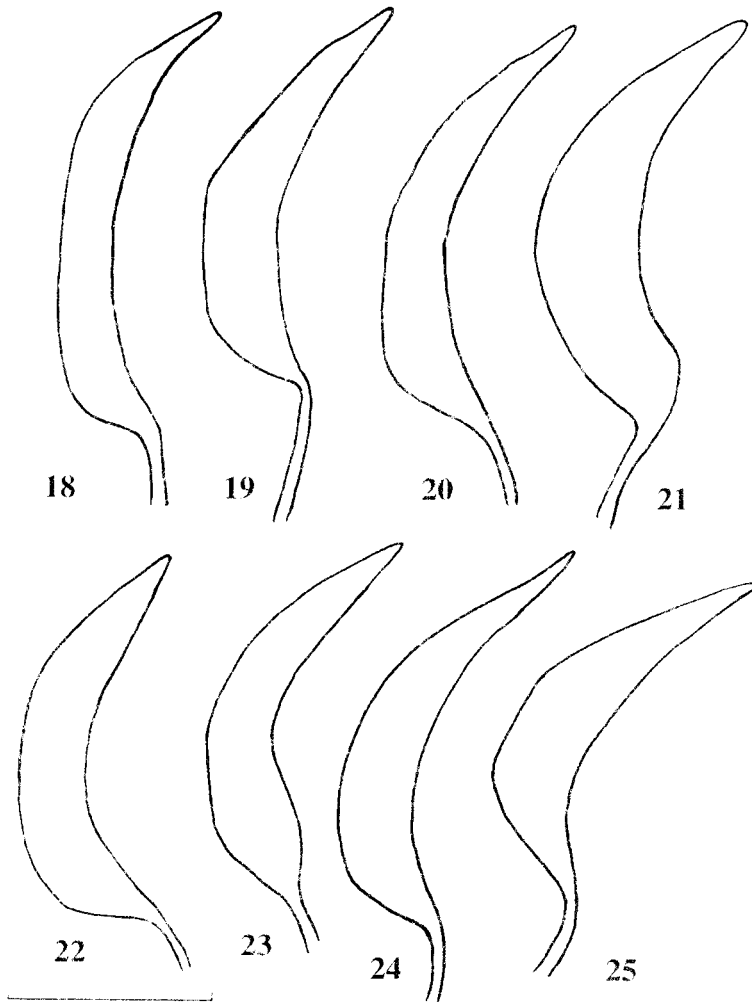
Kurile Islands: 61 — Kunanshir, Cape Ivanovskii.

Systematic part

Genus *Chlorophanus* C. Sahlberg, 1823

Sahlberg, 1823: 24; Schoenherr, 1823: 1136, 1826: 53, 1834: 60; Germar, 1824: 440; Faust, 1897: 77–95; Reitter, 1915: 171–184, 1916: 80–82; Winckler, 1924–1932: 1496–1497; Günther & Zumpt, 1933: 63–79; Bajtenov, 1974: 91–92; Dieckmann, 1983: 260–261; Ismailova, 1993: 606–625.

Type species: *Curculio exisus* Fabricius, 1801 by subsequent designation.



Figs. 18–25. Penis (lateral view) of *Chlorophanus* spp.: 18 — *Ch. caudatus*, 19 — *Ch. schoenherri*, 20 — *Ch. sellatus*, 21 — *Ch. rufomarginatus*, 22 — *Ch. tuvensis*, 23 — *Ch. mordkovitshi*, 24 — *Ch. sibiricus*, 25 — *Ch. viridis*. Scale 1 mm.

Рис. 18–25. Пенис (вид сбоку) видов *Chlorophanus* spp.: 18 — *Ch. caudatus*, 19 — *Ch. schoenherri*, 20 — *Ch. sellatus*, 21 — *Ch. rufomarginatus*, 22 — *Ch. tuvensis*, 23 — *Ch. mordkovitshi*, 24 — *Ch. sibiricus*, 25 — *Ch. viridis*. Масштаб 1 мм.

DEFINITION. Rostrum narrow conical to parallel, with carina in the middle and in the flanks of rostrum. Eyes weakly or strongly convex. Antennae short. Pronotum nearly conical, often bisinuate at the base. The distal part of the male prothorax sometimes bears protrudent lamellae. Elytra oval. Humeral protuberances developed. The elytrorum apici weakly or strongly stretched. Body dark, covered with green scales. Pronotum and elytra usually marginate with light stripes. Femora thick, not denticulate. The apical plate of the back tibia with setae.

Length: 6.9–14.0 mm.

Penis as in Figs. 18–33.

Spermatheca as in Figs. 34–39.

DIAGNOSIS. The genus *Chlorophanus* differs from the closed genera of subtribe *Tanymericina* (*Tanymericus* Germar, 1817, *Megamecus* Reitter, 1903) by the characters as follows: scapus is not reach the front margin of eyes; the light stripes on sides of elytrum are present; the scales are green; distal part of the prothorax usually with

protrudent lamella; pronotum bisinuate at the base; etc.

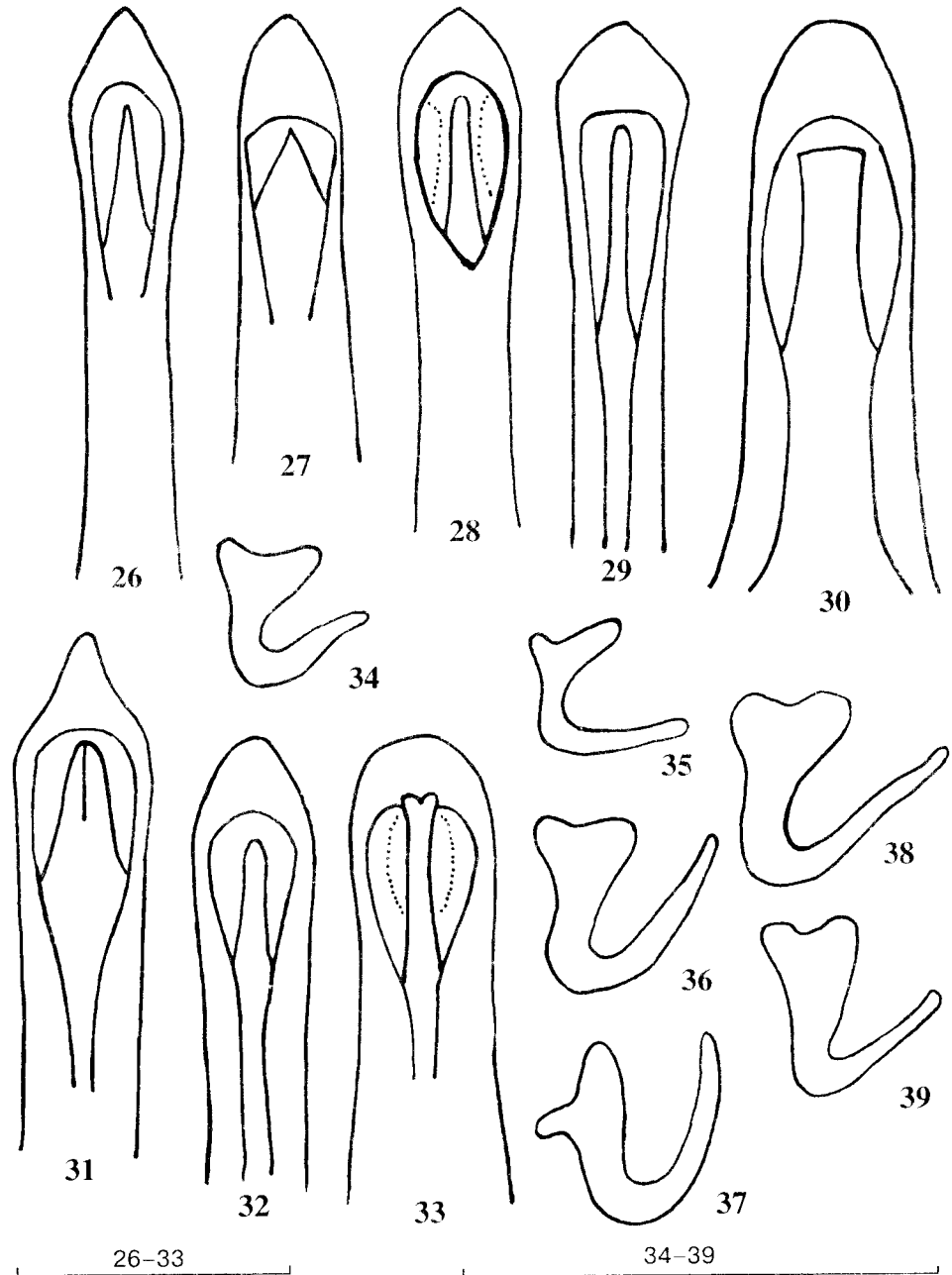
DISTRIBUTION: All Palaearctic Region.

A key to Siberian and Far Eastern species of the genus *Chlorophanus*

1. Pronotum conical (Figs. 15, 10). Rostrum sharply narrowed from eyes to antennal base (Figs. 1, 7). Lamella in distal part of ♂ prothorax absent 2
2. Pronotum not conical (Figs. 11–14, 16, 17). Rostrum not sharply narrowed from eyes to antennal base (Figs. 4–8). Lamella in distal part of ♂ prothorax present 3
3. Light stripe occupied 9 stria of elytrum. Eyes small, strongly convex (Fig. 1). Pronotum more conical (Fig. 15). Penis as in Figs. 18, 26. Spermatheca as in Fig. 39. Length: 6.9–13.0 mm. *caudatus*
4. Light stripe occupied 7 and 8 stria of elytrum. Eyes large, weakly convex (Fig. 7). Pronotum conical (Fig. 10). Penis as in Figs. 18, 27. Spermatheca as in Fig. 36. Length: 8.5–11.1 mm. *schoenherri*
5. Both elytral and pronotum disk covered with oval scales. Light stripe occupied 7–9 stria. Tibia covered with hair-shape scales. Rostrum as in Fig. 11. Pronotum as in Fig. 4. Penis as in Figs. 25, 28. Spermatheca as in Fig. 34. Length: 6.9–11.5 mm. *viridis*
6. Elytra and pronotum covered a round scales 4
4. Marginal stripe wide, red-yellow and occupied apex of 1–4 intervals and 5–10 intervals. Pronotum with wide yellow stripes in the flanks. Rostrum as in Fig. 3. Pronotum as in Fig. 12. Penis as in Figs. 21, 30. Length: 12.6 mm. *rufomarginatus*
7. Yellow stripe in elytra occupies from 1st to 3rd interval 5
5. Disk of pronotum covered with brown scales. Yellow stripe occupies 7–8th and a part of 9th intervals. Rostrum as in Fig. 13. Pronotum as in Fig. 2. Penis as in Figs. 20, 29. Spermatheca as in Fig. 35. Length: 7.2–12.6 mm. *sellatus*
6. Disk of pronotum covered with a green scales 6
6. Base of pronotum strongly bisinuate (Fig. 14). Light stripe occupies 8th interval. Rostrum as in Figs. 5, 6. Penis as in Figs. 24, 31. Spermatheca as in Fig. 38. Species is very variable. Length: 8.8–14.0 mm. *sibiricus*
7. Base of pronotum very weakly bisinuate (Figs. 16, 17) 7
7. Eyes strongly convex (Fig. 9). Frons very broad. Rostrum as 1.4 times less narrow as frons in the antennal base. Lamella in distal part of the ♂ prothorax strong. Spots in pygidium large. Pronotum as in Fig. 16. Penis as in Figs. 23, 33. Length: 9.6 mm. *mordkovitshi*
8. Eyes more weakly convex (Fig. 8). Rostrum as 1.1-

Figs. 26-39. *Chlorophanus* spp.: 26-33 — penis (dorsal view), 34-39 — spermatheca; 26, 39 — *Ch. caudatus*, 27, 36 — *Ch. schoenherri*, 28, 34 — *Ch. viridis*, 29, 35 — *Ch. sellatus*, 30 — *Ch. rufomarginatus*, 31, 38 — *Ch. sibiricus*, 32, 37 — *Ch. tuvensis*, 33 — *Ch. mordkovitshi*. Scale 1 mm.

Рис. 26-39. *Chlorophanus* spp.: 26-33 — пенис (вид сверху), 34-39 — сперматека; 26, 39 — *Ch. caudatus*, 27, 36 — *Ch. schoenherri*, 28, 34 — *Ch. viridis*, 29, 35 — *Ch. sellatus*, 30 — *Ch. rufomarginatus*, 31, 38 — *Ch. sibiricus*, 32, 37 — *Ch. tuvensis*, 33 — *Ch. mordkovitshi*. Масштаб 1 мм.



1.3 times less narrow as frons. Lamella in a distal part of the ♂ prothorax very weak. Spots in pygidium small. Pronotum as in Fig. 17. Penis as in Figs. 22, 32. Spermatheca as in Fig. 37. Length: 7.8-10.5 mm. *tuvensis*

Chlorophanus caudatus Fahraeus, 1840

Figs. 1, 15, 18, 26, 39, 44.

Fahraeus in Schoenherr, 1840: 432 ("Kizhjar"); Ismailova, 1993: 614

DISTRIBUTION. Southeastern Europe, Daghestan, Kazakhstan, Middle Asia, Northern Afghanistan, Southwestern Mongolia, Western Altai, Northwestern China [Reitter, 1915; Ismailova, 1993]. In Siberia, this species has been recorded from Semipalatinsk Area: Semipalatinsk

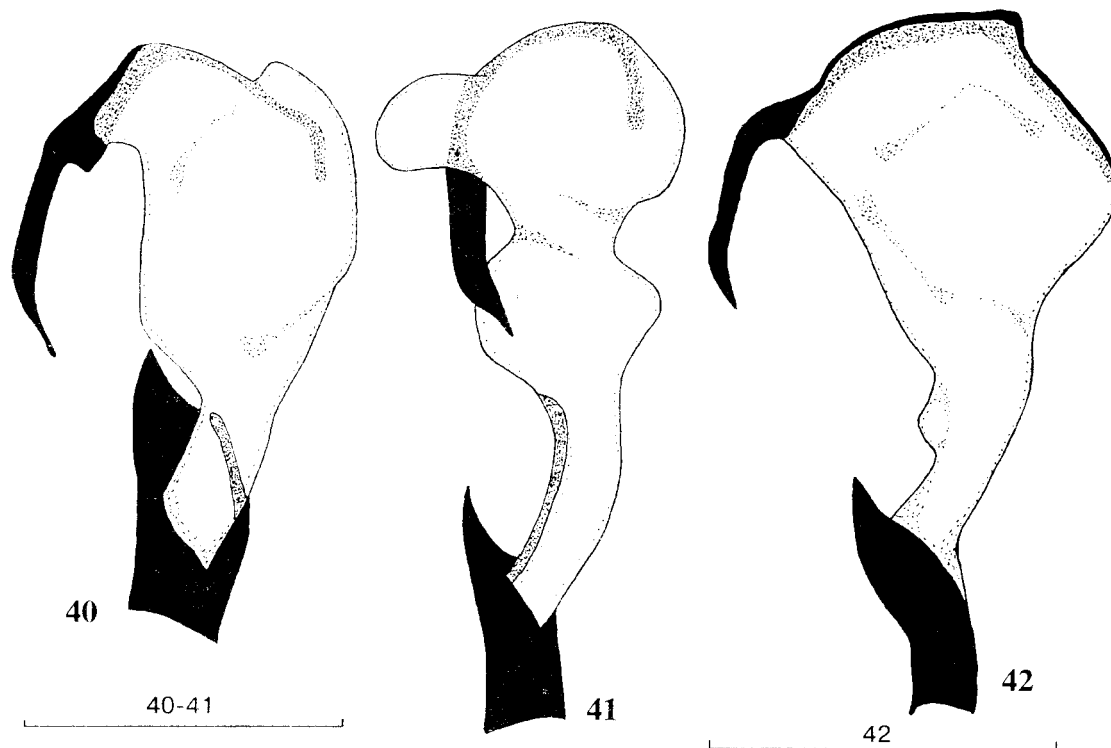
(21) and East-Kazakhstan Area: Ust-Kamenogorsk (22) [Ismailova, 1993].

Chlorophanus schoenherri Faust, 1897

Figs. 7, 10, 19, 27, 36, 44.

Faust, 1897: 91 (the Amur); Yanovskij & Dmitrienko, 1983: 282; Korotyaev, 1984: 316; Egorov, 1989: 91.

MATERIAL. Buryatia: Kyakhta Distr., 3 ♂♂, 2 ♀♀ (SZM), Chikoi River, Dureny (35), 27.06-1.08.1986, Yu. Chekanov; Dzhida Distr., 1 ♂ (SZM), Shartynkei (35), *Ulmus pumila*, 27.06.1995, Tsvlnakov; Ulan-Ude Distr., 3 ♂♂ (ZIS), Ulan-Ude = Verkhneudinsk (35), 18-26.07.1898, G.L.S. — Chita Area: 1 ♀ (SZM), Chita (37), 30.06.1996, V.V.D.; Onon Distr., 1 ♂ (ZMMU), Onon River (38), A. Zolotaev; same district, 1 ♀ (SZM), Zuu-Torei Lake (38), 12.07.1996, V.V.D.; Borzino Distr., 3 ♂♂ (SZM), Bolshoi Chindant Lake (38), 2.06-5.07.1965, V.G. Mord-



Figs. 40–42. Endophallus of *Chlorophanus sibiricus* (40), *Ch. sellatus* (41), and *Ch. viridis* (42). Scale 1 mm.
Рис. 40–42. Внутренний мешок *Chlorophanus sibiricus* (40), *Ch. sellatus* (41) и *Ch. viridis* (42). Масштаб 1 мм.

kovich; Shylka Distr., 7 ♂♂, 6 ♀♀ (ZIS), Shylka, Mitrophanovo (39), 17–24.06.1898, G.L.S.; same district, 2 ♂♂ (ZIS), Ingoda, Argalei (39), 12.06.1898, G.L.S.

DISTRIBUTION. Southeastern Siberia, Northeastern Mongolia, southern Far East [Korotyaev, 1984]. In Siberia, this species has been recorded from Sayano-Shushenskiy Reserve (27) [Yanovskij & Dmitrienko, 1983] and Buyatia: Torei (34) [Egorov, 1989].

Chlorophanus viridis (Linnaeus, 1758)

Figs. 4, 11, 25, 28, 34, 42, 45.

Linnaeus, 1758: 384 (*Curculio*, Middle Europa); Kolosov, 1914: 21; Ismailova, 1993: 615.

MATERIAL. Tyumen Area: Berezovo Distr., 1 ♂, 4 ♀♀ (ZMMU), Berezovo (2), Ilavdskii; same district, 1 ♂, 1 ♀ (ZMMU), Severnaya Sosva (5), N. Gondatti; same district, 4 ♀♀ (ZMMU), Malaya Sosva, Shurkhipovo (5), 24.06–5.07.1931, Tarumin; Nizhnetavdinskii Distr., 1 ♂ (SZM), 1 ♀ (TM), Kuchak (7), 06.1994, P.S.S.; Tyumen Distr., 1 ♀ (SZM), 6 km S of Salairka (7), 19.07.1992, A. Dudko & R.Yu. D.; same district, 1 ♀ (TM), Chervisheskii (7), 06.1975, P.S.S., 1 ♀ (TM), id., 26.07.1987, P.S.S.

DISTRIBUTION. Europe, West Siberia [Ismailova, 1993]. In West Siberia, this species has been recorded from Tyumen Area: Yalutorovsk (7) [Kolosov, 1914] and Tyumen Area: Uspenka (7) [Ismailova, 1993].

Chlorophanus rufomarginatus Gebler, 1830

Figs. 3, 12, 21, 30, 45.

Gebler, 1830: 147 ("Songorei"); Heyden, 1880–1881: 162; Korotyaev, 1981: 313–314;

decorus Fahraeus in Schoenherr, 1840: 431 (Siberia);
vestitus Fahraeus in Schoenherr, 1840: 430 (Siberia).

MATERIAL. Semipalatinsk Area: 1 ♂ (ZMMU), Semipalatinsk (21), A. Solotaev; East-Kazakhstan Area: 1 ♂ (SZM), Ust-Kamenogorsk (22), 6.06.1994, K.Tarkhanov.

DISTRIBUTION. Eastern Kazakhstan [Bajtenov, 1974], Western Altai [Heyden, 1880–1881], Northwestern China [Korotyaev, 1984]. In West Siberia, this species has been recorded from Altai Province: Kolyvan (18), Lokot (18) [Heyden, 1880–1881].

Chlorophanus sellatus (Fabricius, 1798)

Figs. 2, 13, 20, 29, 35, 41, 44.

Fabricius, 1798: 171 (*Curculio*, South-Russian); Lavrov, 1927: 83 (*-sibiricus* Gyll.).

MATERIAL. Tyumen Area: Tobolsk Distr., 1 ♂ (ZMMU), Tobolsk (6), 6.07.1929, Samko; 2 ♂♂ (ZMMU), id., 9.07.1933, Telishev; Tyumen Distr., 1 ♀ (TM), Malkovo (7), 29.07.1970, S. Kiselev. — Kurgan Area: Pritobolskii Distr., 2 ♂♂, 1 ♀ (SZM), Temlyaki (8), 11.06–2.08.1988, S. Vasilenko; Petukhovo Distr., 1 ♀ (SZM), Petukhovo (8), *Betula* & *Populus tremula*, 8.07.1962, I.A. Tibatina. — Petropavlovsk Area: 2 ♂♂ (ZMMU), Petropavlovsk (9), 1–16.07.1929, A. Bulavin. — Omsk Area: 1 ♂, 1 ♀ (ZMMU), Omsk (10), 25–26.06.1936, Telishev.

DISTRIBUTION. East Europe, Ciscaucasia [Ismailova, 1993], south-west of West Siberia. In Siberia, this species has been recorded from Omsk Area: Omsk (10) [Lavrov, 1927].

Chlorophanus sibiricus Gyllenhal, 1834

Figs. 5, 6, 14, 24, 31, 38, 40, 45.

Gyllenhal in Schoenherr, 1834: 65 (Dauria); Egorov, 1976: 828; Egorov, 1977: 31; Egorov, 1981: 65; Egorov & Basarukina, 1981: 28; Egorov & Berezhnich, 1987: 32; Egorov, 1989: 90–91;

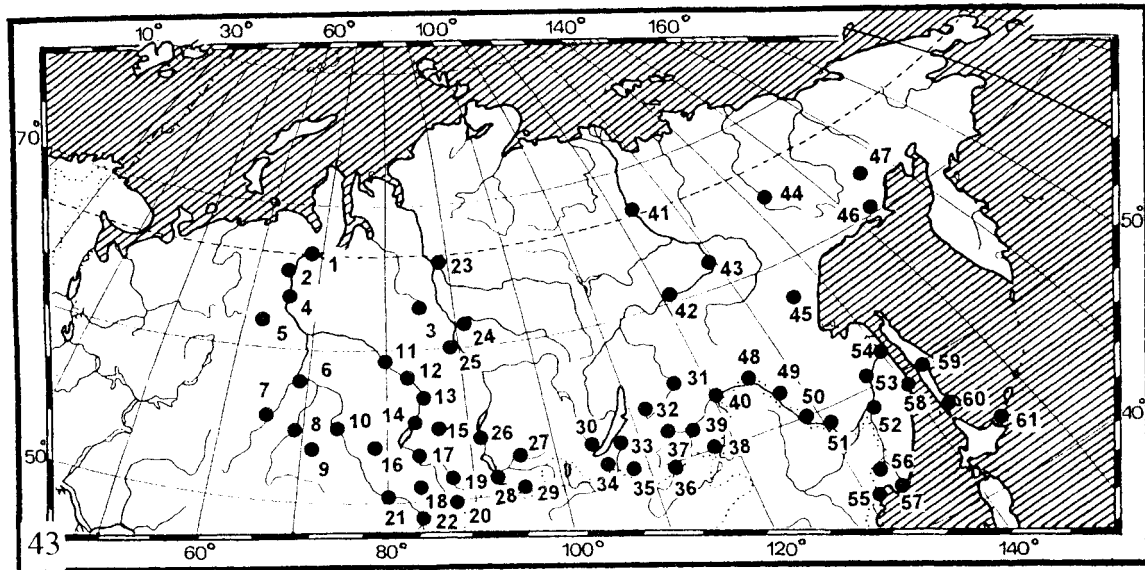


Fig. 43. Localities of the weevils genus *Chloriphanus* in Siberia and Far East.
 Рис. 43. Места находок долгоносиков рода *Chloriphanus* в Сибири и на Дальнем Востоке.

Heyden, 1880–1881: 162–163; Korotyaev, 1980: 26–27; Krivetz, 1981: 75; Cherepanov & Opanassenko, 1963: 17; Zherikhin, 1972: 153;

circumcinctus Gyllenhal in Schoenherr, 1834: 64 (Siberia),

syn.n.:

submarginalis Fahraeus in Schoenherr, 1840: 427 (E-Siberia);

sibiricus Dejean, 1837: 276 (E-Siberia et Dauria);

distinguendus Hochhuth, 1851: 29 (Siberia);

bidens Motschulsky, 1859: 496 (the Amur);

brachythorax Motschulsky, 1859: 496 (the Amur);

foveolatus Motschulsky, 1859: 496 (the Amur);

parallelocollis Motschulsky, 1859: 496 (Nerchinsk et the Amur);

scabricollis Motschulsky, 1860: 166 (the Amur);

circumcinctus ab. *aurifemoratus* Reitter, 1915: 175 (Mongolia), **syn.n.:**

peregrinus Reitter, 1915: 176 (Transbaikalia), **syn.n.:**

circumcinctus var. *plicatirostris* Reitter, 1915: 175 ("Transbaikalien, Krasnojarsk, Quellgebiet des Irkut"), **syn.n.**

MATERIAL. **Tyumen Area:** Priuralskii Distr., 1 ♀ (SZM), Shuchie (1), 26.07.1968, Yu.P.K.; Krasnoselkupovo Distr., 1 ♀ (ZMMU), Taz River (3), 24.07.1924, R. Komstok; same district, 17 ♂♂, 5 ♀♀ (SZM), 10 ♂♂, 10 ♀♀ (TM), Tolka (3), 13-14.07.1982, P.S.S.; same district, 2 ♂♂, 2 ♀♀ (SZM), 3 ♂♂, 4 ♀♀ (TM), Ratta (3), 15–25.07.1989, P.S.S.; Oktyabrskoe Distr., 2 ♀♀, (SZM), Oktyabrskoe (4), 7–23.07.1964, Yu.P.K.; same district, 1 ♀♀ (SZM), Polovinka (4), *Salix*, 21.07.1963, Yu.P.K. — **Tomsk Area:** Kargosok Distr., 3 ♂♂ (SZM), Ust-Chizhapka (12), 21-22.07.1965, A. Ermolenko; same district, 2 ♀♀ (SZM), Salat (12), 13.07.1965, A. Ermolenko; Chainska Distr., 1 ♂ (SZM), Kolomino (12), *Spirea salicifora*, 13.09.1958, Yu.P.K.; Parabel Distr., 1 ♂ (TMU), Naryn (12), 15.08.1975, S.A.K.; Bakchar Distr., 1 ♀ (TMU), Bakchar (13), 2.07.1976, S.A.K.; Shegarska Distr., 6 ♂♂, 13 ♀♀ (TMU), Pozdnyakovo (13), 17.07.1976, S.A.K.; Tomskii Distr., 1 ♀ (SZM), Tomsk (13), 1948, coll.?: 1 ♂, 1 ♀ (ZIS), id., coll.?: same district, 1 ♀ (TMU), Kolarovo (13), 15.07.1975, S.A.K. — **Novosibirsk Area:** Kolyvan Distr., 6 ♂♂, 5 ♀♀ (SZM), Skala (14), *Salix*, 14.06–25.07.1992, A.A.L.; Kochenevo Distr., 1 ♂ (SZM), Kochenovo (14), 5.07.1990, coll.?: Novosibirsk Distr., 1 ♀ (SZM), Novosibirsk (14), 21.07.1929, V.A. Obukhova; 1 ♀ (SZM), id., 5.07.1931, V.A. Obukhova; 2 ♀♀ (SZM), id., 13.07.1953, M.I. Dyatlova; 1 ♂ (SZM), id., 14.07.1957, Yu.P.K.; 1 ♀ (SZM), id.,

8.07.1971, *Salix*, G. Silaeva; 9 ♂♂, 9 ♀♀ (SZM), id., 23-30.07.1972, B. Momot & F.I.O.; 3 ♂♂, 1 ♀ (SZM), id., 23.06.1973, B. Momot; 1 ♂, 1 ♀ (SZM), id., 6.07.1991, A.A.L.; 2 ♀♀ (SZM), id., 9.07.1996, A.A.L., 1 ♂ (SZM), id., 25.07.1996, A.A.L.; Toguchin Distr., 1 ♀ (SZM), Parovoznaia (14), 8.07.1972, B. Momot; Ordynsk Distr., 1 ♂ (SZM), Novyi Sharap (14), 14.07.1957, F.I.O.; same district, 1 ♀ (SZM), Kirza (14), 27.07.1956, Yu.P.K.; Suzun Distr., 1 ♀ (ZIS), Meret (14), 16.08.1898, E.G.R.; Maslyanino Distr., 1 ♂ (SZM), Maslyanino (15), 21.06.1951, coll.?: Karasuk Distr., 1 ♂ (SZM), Troitzkoe (16), 20.07.1973, coll.?: — **Altai Province:** Kamenskii Distr., 1 ♀ (SZM), Dresvyanka (17), 1.07.1956, Yu.P.K.; 1 ♂, 2 ♀♀ (SZM), 6 ♂♂, 3 ♀♀ (ZIS), Barnaul (17), 4-26.06.1899, E.G.R.; 2 ♂♂, 4 ♀♀ (SZM), 2 ♀♀ (ZIS), id., 21.05-19.06.1901, E.G.R.; 1 ♂ (SZM), 1 ♂, 1 ♀ (ZIS), id., 9.06.1902, E.G.R.; 3 ♂♂, 1 ♀ (SZM), id., 17.08.1919, E.G.R.; 2 ♀♀ (SZM), id., 28.06.1929, coll.?: 1 ♂, 3 ♀♀ (ZMMU), id., 3–6.09.1934, V. Kuzin; Pervomaiskoe Distr., 1 ♀ (RYA), Bganovskie Klyuchi (17), 15.06.1991, R.V. Yakovlev; Aleisk Distr., 2 ♀♀ (SZM), Alei (17), *Salix*, 12.06.1962, I.A. Tibatina; Biisk Distr., 1 ♂, 4 ♀♀ (SZM), Sosnovka (17), 10.08.1968, L. Litvenchuk. — **Gornyi Altai:** Turochak Distr., 1 ♂ (SZM), Katandy (19), 2.07.1983, A.V.B.; same district, 1 ♀ (SZM), Chulyshman (19), *Salix*, 25.08.1961, F.I.O.; Kosh-Agach Distr., 1 ♂ (SZM), Kuraiskaia Steppe (20), *Salix*, 8.07.1959, coll.?: same district, 6 ♂♂, 1 ♀ (SZM), Chuiskaia Steppe, Oui-Tuterek (20), 15.07.1963, coll.?: same district, 1 ♀ (ZIS), Chuiskaia Steppe (20), 30.06.1898, Klementz; same district, 2 ♀♀ (ZIS), Chuia River (20), 22.06.1898, Klementz; same district, 1 ♀ (ZIS), Chaghan-Uzun (20), 6.07.1925, P.P. Sushkin; Ust-Koksinskii Distr., 1 ♂, 5 ♀♀ (ZIS), Verkhni Uimon (17), 11–18.07.1897, Silantiev. — **East-Kazakhstan area:** Ust-Kamenogorsk (22), Bolshenarymskoe Distr., 2 ♂♂, 1 ♀ (ZIS), Bolshenarymskoe (22), 5.06.1906, A. Yakobson; same district, 1 ♂ (SZM), Soldarovo (22), 14.06.1968, coll.?: same district, 1 ♀ (ZIS), Berezhovka (22), 11.08.1897, coll.?: same district, 2 ♂♂ (ZIS), Chernovaia (22), 6.08.1897, Silantiev. — **Krasnoyarsk Province:** Ilmsk Distr., 1 ♀ (ZIS), Nizhnyia Tunguska (23), 8.07.1873, Chekanovskii; Turukhansk Distr., 9 ♂♂, 1 ♀ (SZM), Podkamennaia Tunguska (24), *Salix*, 24–25.07.1956, G.O. Krivolutzkaya & V.K. Korzhavina; Eniseisk Distr., 1 ♂ (ZMMU), Sym River (25), 07.1932, Yu. Isakov; 2 ♂♂, 3 ♀♀ (ZIS), Krasnoyarsk, Bazaikha (26), 1895, Ulrikh; Emelianovo Distr., 1 ♀ (SZM), Abakan (26), *Salix*, 5.07.1972, coll.?: Minussinsk Distr., 1 ♂ (ZIS), Minussinsk (26), 21.07.1897, coll.?: 2 ♂♂, 1 ♀

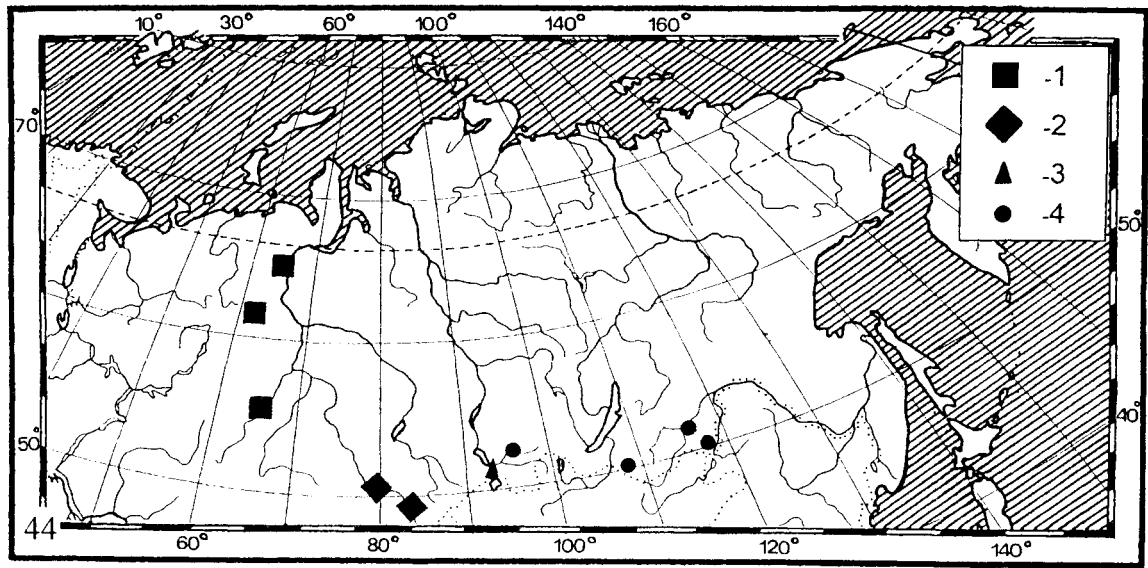


Fig. 44. Distribution of *Chlorophanus viridis* (1), *Ch. caudatus* (2), *Ch. mordkovitschi* (3), *Ch. schoenberri* (4).

Рис. 44. Распространение *Chlorophanus viridis* (1), *Ch. caudatus* (2), *Ch. mordkovitschi* (3), *Ch. schoenberri* (4).

(ZMMU), id., 1899, I. Molchanov; 1 ♀ (ZMMU), id., 08.1902, I. Molchanov; Askiz Distr., 1 ♀ (ZIS), Askyz (26), 21.06.1900, A. Yakobson; 1 ♀ (ZIS), Zapadnyi Sayan (27), 6.08–10.09.1903, A. Meingard. — **Tuva:** Mongur-Taiga Distr., 1 ♀ (SZM), 3–5 km SE of Mugur-Aksy (28), 1850–2000 m, 22.07.1993, S.E. Tshernyshev; Dzun-Khemchikskii Distr., 3 ♂♂, 9 ♀♀ (SZM), Chadan (28), 9.07–12.08.1949, A.I.Ch.; same district, 1 ♂, 4 ♀♀ (SZM), Ust-Chirchak (28), *Salix*, 6.07.1949, A.I.Ch.; Ullug-Khem Distr., 2 ♀♀ (SZM), Chaa-Khol (29), 1.08.1948, A.I.Ch.; 1 ♂, id., 29.06.1949, A.I.Ch.; 2 ♂♂, 9 ♀♀ (SZM), Kyzyl (29), 6.07–7.08.1948, P.Ya. Kalugin & A.I.Ch.; 1 ♀ (SZM), id., 11.07.1960, coll.?: id., Kyzyl Distr., 2 ♀♀ (SZM), Kaa-Khem River (29), 28.06.1965, coll.?: Erziz Distr., 1 ♀ (SZM), Erziz (29), 13.07.1993, S.E. Tshernyshev; 1 ♀ (SZM), id., 8.06.1995, D.V. Logunov. — **Irkutsk Area:** 3 ♀♀ (ZMMU), Irkutsk (30), V. Dorogostaevskii; 1 ♂ (ZIS), id., A.I. Yakovlev; 3 ♀♀ (ZMMU), id., Anuchin; 1 ♂ (ZIS), id., 07.1866, coll.?: — **Buryatia:** Dzkhida Distr., 3 ♂♂ (SZM), Shartynkei (35), *Ulmus pumila*, 27.06.1995, Tyshakov; Kyakhta Distr., 1 ♀ (ZIS), Kyakhta (35), 07.1875, coll.?: Ulan-Ude Distr., 1 ♂ (SIZ), Ulan-Ude = Verkhneudinsk (35), 26.07.1898, G.L.S. — **Chita Area:** Kyrz Distr., 1 ♂ (SZM), Sokhondinskii Reserve, Bukukunskoe Lake (36), 5.08.1991, A.V.B.; same district, 2 ♂♂ (ZMMU), Kyrz (36), coll.?: 1 ♂, 2 ♀♀ (SZM), id., 1.08.1991, V. Pekin; 6 ♂♂, 6 ♀♀ (SZM), Chita Distr., 6 ♂♂, 6 ♀♀ (SZM), Chita (37), *Salix*, 23.06.1962, coll.?: Onon Distr., 2 ♂♂, 5 ♀♀ (SZM), 7.5 km upper of Verkhni Chasutshei (38), *Ulmus*, 29–30.06.1995, O. Berezina & O. Kosterin; same district, 4 ♂♂, 3 ♀♀ (SZM), Verkhni Chasutshei (38), 1–15.07.1996, V.V.D.; same district, 3 ♀♀ (SZM), Nizhni Chasutshei (38), 1–26.06.1995, O. Berezina & V.V.D. & R.Yu. D. & O. Kosterin; 2 ♀♀ (SZM), id., 30.06.1996, V.V.D.; 3 ♂♂, 8 ♀♀ (SZM), id., 2–14.07.1996, V.V.D.; same district, 3 ♀♀ (SZM), Chasutsheiskii pine forest (38), 25–27.06.1995, O. Berezina & O. Kosterin; same district, 2 ♂♂, 4 ♀♀ (SZM), Adon-Chalon (38), 8.07.1996, V.V.D.; same district, 1 ♀ (SZM), Teli (38), 29.06.1996, V.V.D.; same district, 3 ♂♂ (ZMMU), Onon River (38), coll.?: Nerchinsk Distr., 1 ♂ (ZIS), Nerchinsk (39), coll.?: 1 ♂ (ZMMU), id., V. Podgorbinskii; Shylka Distr., 1 ♂, 2 ♀♀ (ZIS), Shylka, Mitrofanovo (39), 14–23.06.1898, G.L.S.; same district, 2 ♂♂ (ZIS), Ingoda, Argalei (39), 12.06.1898, G.L.S.; Mogochoino Distr., 1 ♂ (ZMMU), Amazar, 30.03.1909, coll.?: 1 ♀ (ZIS), "Dauria", Sedakov. — **Yakutia:** Zhigansk Distr., 1 ♀ (ZIS), Zhigansk (41), 19–20.06.1875, Chekanovskii; 3 ♂♂, 1 ♀ (SZM), id., 1.08.1966, V. Grigoriev; same district, 3 ♂♂, 1 ♀ (ZIS), Lena River (41), 9.05.1875, Chekanovskii; 2 ♂♂ (ZIS), id., 1891, A.I.

Cherskii; Viliuskii Distr., 1 ♂ (ZIS), Viliui River (42), 17–19.06.1875, Chekanovskii; 1 ♂ (ZIS), Yakutsk (43), 7.07.1911, Yurinskii; 1 ♂ (SZM), id., *Salix*, 15.07.1975, coll.?: Megino-Kongalasskii Distr., 1 ♀ (SZM), Komsomolskii (43), 6.07.1989, E. Argunova; Oimyakonskii Distr., 1 ♂ (SZM), Indighirka, Rogach River (44), 7–8.07.1981, Starikovskii; same district, 1 ♀ (SZM), 10 km S Ust-Nera (45), 1.07.1990, V.K. Zinchenko; Ust-Maiskii Distr., 3 ♂♂, 1 ♀ (ZIS), Petropavlovsk (45), 6–7.06.1911, Olenin. — **Magadan Area:** Srednekhorskii Distr., 1 ♂ (SZM), Verh-Seimchan (46), 27.07.1966, Romasheva; Yagoda Distr., 1 ♂, 3 ♀♀ (ZMMU), Debin (46), 18–22.07.1963, Zhelochovtzeva; same district, 1 ♂ (ZMMU), Serginy (46), 11.07.1931, coll.?: Susuman Distr., 3 ♂♂ (ZMMU), Susuman (47), 6.07.1963, Zhelochovtzeva- Amur Area. Tynda Distr., 2 ♂♂, 2 ♀♀ (ZMMU), Zeya River (48), 15.06–28.07.1932, V.P.; same district, 2 ♂♂, 3 ♀♀ (ZMMU), Zeya River, Inja River, Urkan River (48), 28.07.1932, V.P.; same district, 2 ♀♀ (ZIS), Zeya, Inargda (48), 15.06.1932, V.P.; Belogorsk Distr., 4 ♂♂, 5 ♀♀ (SZM), Belogorsk (50), 14.07.1995, A. N. Streltsov; Svobodnyi Distr., 1 ♂, 3 ♀♀ (ZIS), Malala Pera River — Bolshoi Ergel River (50), 28.06.1958, Zinoviev; Mikhailovska Distr., 2 ♂♂ (ZMMU), Poyarkovo (50), 16.06.1910, S. Shegolkov; 2 ♀♀ (ZIS), "Amur", coll.?: — **Khabarovsk Province:** Obluchie Distr., 1 ♂, 4 ♀♀ (SZM), Obluchie (51), 16–18.06.1995, A. Kuzimin; Khabarovsk Distr., 1 ♂ (SZM), Novokievskoe (52), 4.07.1933, Mishenko; 7 ♂♂, 4 ♀♀ (ZMMU), Khabarovsk (51), 05–16.08.1931, V.P.; 3 ♀♀ (ZMMU), id., 16–20.08.1932, V.P. — **Primorie Province:** Khasan Distr., 2 ♂♂, 1 ♀ (ZMMU), Khasan Lake (55), 13.07.1962, L.Z.; same district, 6 ♂♂, 5 ♀♀ (ZMMU), Kedrovaia Pad (55), 3.07.1962, L.Z.; 20 ♂♂, 21 ♀♀ (ZMMU), id., 3.07–29.08.1963, L.Z.; 1 ♂ (SZM), id., 1.09.1968, N.P. Antropova; 2 ♀♀ (SZM), id., 9.09.1969, G.S. Zolotarev; 1 ♀ (ZMMU), id., 16.09.1971, S.I. Keleimikova; 2 ♂♂, 3 ♀♀ (SZM), id., 16.08.1978, B. Zacharov; same district, 1 ♀ (ZMMU), Slavyanka (55), coll.?: same district, 6 ♂♂, 3 ♀♀ (ZIS), Bezverkhovo = Sideni (55), 16–25.06.1898, G.L.S.; Nadezhda Distr., 1 ♀ (ZMMU), Baranovskii (55), Basnina; same district, 3 ♂♂, 3 ♀♀ (ZIS), Razdolnaya River = Cuifun River (55), 5.06–9.07.1870, Maack; 2 ♂♂, 2 ♀♀ (ZMMU), id., 17.07.1925, A. Shorygin; 1 ♀ (ZIS), Vladivostok (55), coll.?: Ussuriysk Distr., 1 ♂, 1 ♀ (ZIS), Nikolsk-Ussuriyskii (55), 17.05.1899, G.L.S.; 1 ♂ (ZMMU), id., 6.07.1925, A. Shorygin; same district, 1 ♂ (ZMMU), Ussuriysk = Voroshilovsk-Ussuriyskii, Pachikheza River (55), 29.06.1937, V. Mironov; same district, 1 ♂ (ZMMU), 50 km SW Ussuriysk (55), L.Z.; same district, 1 ♀ (SZM), Kondratenovka (55), 6.09.1977, Agarkova; same district,

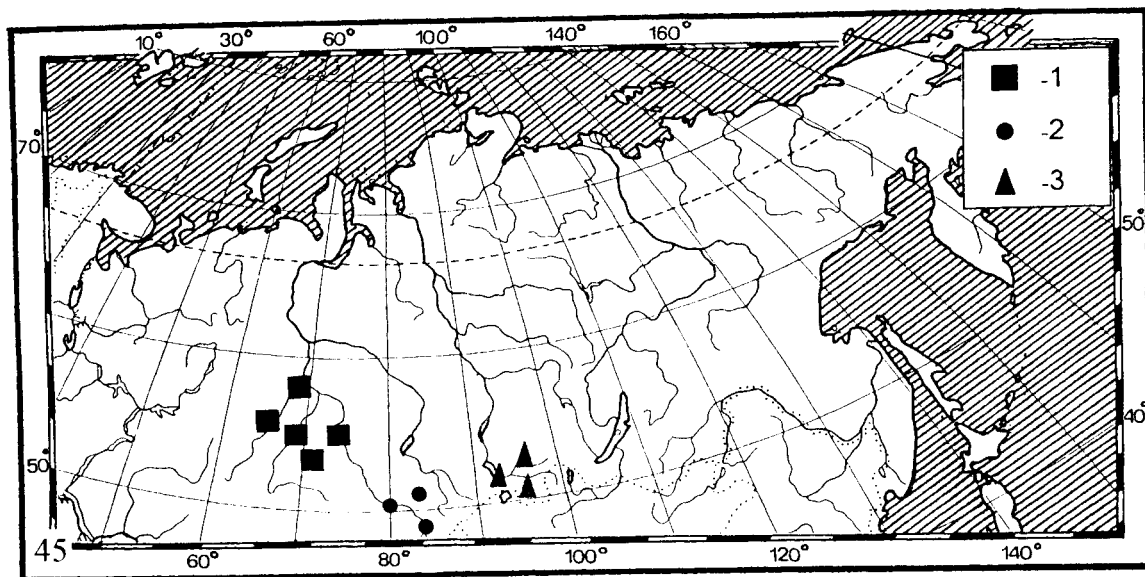


Fig. 45. Distribution of *Chlorophanus sellatus* (1), *Ch. rufomarginatus* (2), *Ch. tuvensis* (3).

Рис. 45. Распространение *Chlorophanus sellatus* (1), *Ch. rufomarginatus* (2), *Ch. tuvensis* (3).

2 ♂♂, 6 ♀♀ (SZM), Kaimanovka (56), 24.08.1988, L.G. Grishina & I.B. Knorr; Khankaiskii Distr., 1 ♀ (SZM), 5 km N of Novokolachinska, Khanka Lake, (56), 2.07.1995, V.V.D. & R.Yu.D.; same district, 1 ♂ (SZM), Alexandrovka (56), 08.1977, coll?; Anuchinskii Distr., 1 ♂ (SZM), 18–25 km N of Chernyshevka (56), 7.08.1993, V.V.D. & V.K. Zinchenko; Yakovlevka Distr., 3 ♂♂, 1 ♀ (ZMMU), Yakovlevka (56), 25.07.1962, L.Z.; Khankaiskii Distr., 2 ♂♂ (ZMMU), Kamen-Rybolov (56), Basnina; Dalnerechinsk Distr., 8 ♂♂, 5 ♀♀ (ZMMU), Dalnerechinsk = Iman (56), 06.1899, Veselovskii; same district, 3 ♂♂, 5 ♀♀ (ZMMU), Stretenka (56), Basnina; Shkotovo Distr., 2 ♂♂, 2 ♀♀ (ZMMU), Shkotovo (56), 07.1964, Koreshkova; same district, 1 ♂, 4 ♀♀ (SZM), Ussuriyskii Reserve (57), 28.06.1968, V. Nikolaev; same district, 1 ♀ (SZM), 20 km NNO Mnogourozhainoe, Suvorovka River (57), 3.08.1995, V.V.D.; same district, 1 ♀ (SZM), Suputinka River (57), 14.06.1972, A.I.Ch.; Olga Distr., 1 ♀ (ZMMU), Steklyanukha (57), 21.06.1927, A. Zhelochovtzev; Lazovskii Distr., 3 ♂♂, 7 ♀♀ (SZM), Kievka (57), 29.06–7.07.1988, G.B. Pavlova-Verevkin; Partizansk Distr., 1 ♂ (SZM), Partizanskii Mt. Range (57), 26.06.1982, G.B. Pavlova-Verevkin; same district, 2 ♂♂, 2 ♀♀ (ZMMU), Partizansk = Suchan (57), 14–19.07.1940, A. Romanov; 1 ♀ (ZMMU), "Sichote-Alin bar. occ.", 9.07.1921, V.P. — **Sakhalin:** Smirnykhovskii Distr., 2 ♂♂ (ZMMU), Buyukly (59), 13.07.1949, G. Guav.; Aniva Distr., 1 ♂, 1 ♀ (SZM), Aniva (60), 1989, Rumyantzeva; same district, 2 ♀♀ (SZM), 12 km N of Aniva (60), 22.07.1989, N. Gladkevich; same district, 1 ♀ (SZM), Kirilovskoe, (60), 13.08.1971, coll?; same district, 1 ♀ (SZM), Klyuchi (60), 10.07.1983, D. Likhachev; same district, 1 ♀ (SZM), 2 ♀♀ (NGU), Alunskaiia River (60), forest, 3–4.08.1994, Turnaev; same district, 1 ♂, 1 ♀ (SZM), Novoalexandrovsk (60), 25.07.1971, A. Ermolenko; same district, 3 ♀♀ (SZM), Urozhainoe; (60), 22.07.1989, A.V.B. — **Kuril Islands:** Kunanshir, 1 ♀ (SZM), Cape Ivanovskii (61), 7.07.1989, A.V.B. — 1 ♀ (ZIS), "Sibirien", Reitter, Leder; 1 ♂ (ZIS), "Sibirien", coll?; 1 ♀ (ZIS), "Sibirien or.", coll?.

REMARKS. The examination of the collection of *Ch. sibiricus* and *Ch. circumcinctus* from Siberia and Far East revealed that such characters as more fine sculpture of pronotum and elytra along with more pale colour of scales which were used to separate *Ch. circumcinctus* from *Ch. sibiricus* are very variable characters. Penis and endophallus in the both species are identical. Following these reasons, *Ch. circumcinctus* is synonymized here

with *Ch. sibiricus*. *Ch. circumcinctus* ab. *aurifemoratus*, *Ch. peregrinus*, *Ch. circumcinctus* var. *plicatirostris*, do not show differences from *Ch. sibiricus*, therefore they are regarded as junior synonyms of the latter species as well. *Chlorophanus grandis* Roclofs, 1873 from Japan according to the diagnosis given Reitter [1915] did not differ from *Ch. sibiricus* and may be its synonym.

DISTRIBUTION. Tajikistan [Nasreddinov, 1975], East-Kazakhstan [Bajtenov, 1974], Siberia [Egorov & Basarukina, 1981; Korotyaev, 1980; Heyden, 1880–1881; Reitter, 1915], north-east of China, Far East, Sakhalin, Korea [Egorov, 1976; Egorov & Basarukina, 1981; Reitter, 1915], Japan [Reitter, 1915], Kurile Islands. In Siberia and Far East, this species has been recorded from Primorie Province: Khasan (55), Kedrovaia Pad (55), Barabash (55), Vladivostok (55), Ussuriysk (55), Vinogradovka (56), Dmitrievka (56), Chernigovka (56), Novodevitza (56), Okrainka (56), Dushkino (56), Tichookcanskii (56), Marevka River (56), Romanovka (57), Kievka (57) [Egorov, 1976], Amur Area: Jilinda (48), Ust-Tygda (49), Chernyaev (50), Samodon (50), Korsakova (50), Klimoutzy (50), Saskal (50), Poyarkovo (50), Blagoveshensk (50), Ukrainka (50), Khabarovsk Province: Bureya River (52), Amgun River (52), Khabarovsk (52), Malyshevo (52), Vyatskoe (53), Litvintzevo (53), Voznesenskoe (53), Kylku River (53), Katlinskaya (53) [Egorov, 1977], Khabarovsk Province: Komsomolsk-na-Amure (53), Sopiisk (54), Nizhnetombovskoe (54), Primorie Province: Kuznecovskii (58), Akur (58) [Egorov, 1981], Sakhalin: Smirnykh (59), Firsovo (59), Yablochnyi (59), Shebunino (59), Kuznetzovo (59), Aniva (60), Pozharskoe (60), Bolshaia Tambovka River (60) [Egorov & Basarukina, 1981], Buryatia: Muia (31), Amur Area: Gilui River (50).- Khabarovsk Province: Berezovka (52) [Egorov & Berezhnich, 1987], Buryatia: Argada (32), Selenginsk (33), Zun-Murino (34), Tunka (34), Temnik (34), Kyakhta (35), Khoronkhei (35), Baraty (35), Boyarskii (35), Gusinok Lake (35), Ulan-Ude (35) [Egorov, 1989], Altai Prov-

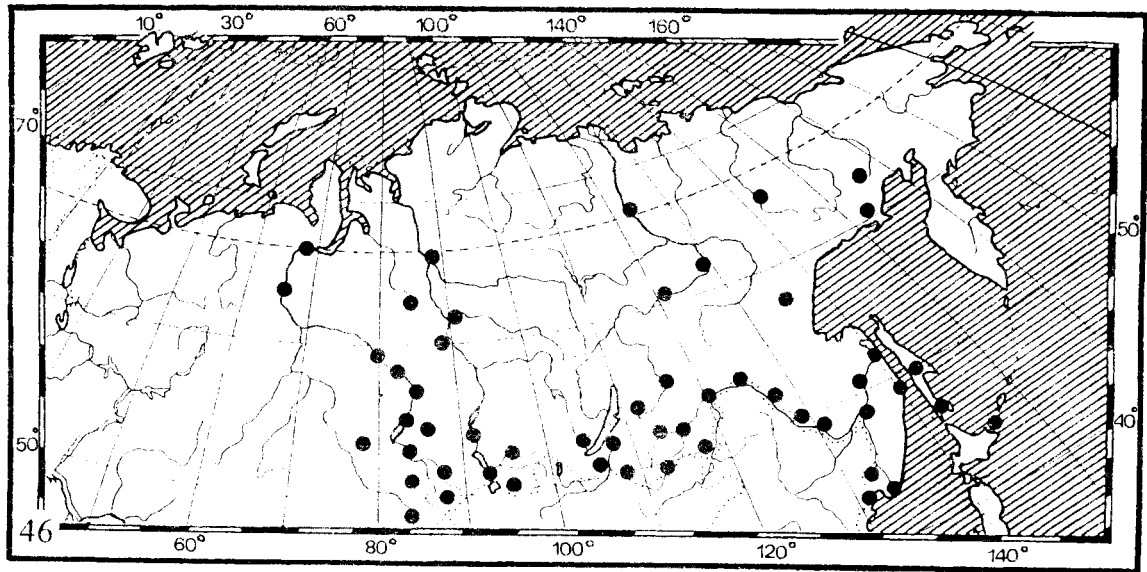


Fig. 46. Distribution of *Chlorophanus sibiricus*.

Рис. 46. Распространение *Chlorophanus sibiricus*.

ince: Barnaul (17), Kolyvan (18), Lokot (18), Irkutsk Area: Irkutsk (30) [Heyden, 1880-1881], Magadan Area: Kulu (46), Debin (46), Elgen (46), Seimehan (46), Talon (46) [Korotyaev, 1980], Tomsk Area: Panino (11), Pyzhina (11), Panteleevka (12), Napas (12), Pyzheno (12), Inkino (12), Narym, (12) Kolpashevo (12), Pozdnyakovo (13), Kircevskoe (13), Kozhevnikovo (13), Eloyka (13) [Krivetz, 1981], Primorie Province: Kedrovaya Pad (55) [Zherikhin, 1972].

Chlorophanus mordkovitshi sp.n.

Figs. 9, 16, 23, 33, 40, 44.

DESCRIPTION. Male. Rostrum narrowed to antennal base, distally widened. Length of rostrum 2.3 times greater than width, rostrum with three carinae: one in middle and two in flanks. Frons as 1.4 times as wide as rostrum in base of antennae, slightly depressed among eyes. Eyes large, strongly convex. Head and rostrum punctate with elongate punctures. Antennae short, with 1st segment longer of the 2d. Clava weakly widened. Pronotum transversal, the 1.2 time as wide as long. Base weakly bisinuate. Pronotum with median carina, slightly depressed at base. Sides of pronotum almost parallel, narrowed to apex. Pronotum punctulate with small distinct punctures. Distal part of prothorax with a strong lamellae. Scutellum triangular. Elytra oval, evenly rounded to the apex, as 1.5 times as long as wide. Intervals wide and flat. Punctures in grooves distinct. Apices of elytra not pointed. Body brown. Head black. Surface covered with semierect hairs and green round scales. Femora thick, first femora wider than second and third. Fore tibiae curved inside in the apex. Middle and hind tibia almost straight. Mukro small. Tibia densely covered with hairs and oval scales. 1st and 2nd tarsal segments elongate. 3rd deeply emarginate. Claws not denticulated. Plate in apex of hind tibia flat and marginate with setae only in external part. Spot in pygidium large

Length: 9.6 mm.

Penis as in Figs. 23, 33.

DIAGNOSIS. The species is very similar to *Ch. tuvensis* and differs by the following characters: strongly convex eyes; broad frons; strongly developed lamella in a distal part of prothorax; large spot in pygidium and the shape of penis.

MATERIAL. Holotype: 1 ♂ (SZM). Tuva, Dzur-Khemchikskii Distr., Chadan (28), 10.07.1948, A.I.Ch.

ETYMOLOGY. The species is named in a honour of Prof. V.G. Mordkovitsh, the head of the Siberian Zoological Museum (Novosibirsk). The transliteration "mordkovitshi" is used for the Latin, in preference to the more cumbersome English spelling used in "Mordkovichi".

DISTRIBUTION. Tuva.

Chlorophanus tuvensis Korotyaev, 1992

Figs. 8, 17, 22, 32, 37, 45.

Yanovskij & Dmitrienko, 1983: 282 (species); Korotyaev, 1992: 822-824.

MATERIAL. Tuva: Dzur-Khemchikskii Distr., 6 ♂, 2 ♀♀ (SZM), Chadan (28), *Salix*, 25.06-25.07.1947, A.I.Ch.; 4 ♂, 1 ♀ (SZM), id., 9-25.07.1948, A.I.Ch.; same district, 1 ♂, 1 ♀ (SZM), Khemchik, Ust-Chirchak (28), *Salix*, 6.07.1949, A.I.Ch.

DISTRIBUTION. South of Krasnoyarsk Province, Tuva [Korotyaev, 1992]. In Siberia, this species has been recorded from Sayano-Shushenskiy Reserve (27) [Yanovskij & Dmitrienko, 1983] and Krasnoyarsk Province: Sayano-Shushenskiy Reserve (27); Tuva: Khemchik, Barlyk (28), Kyzyl-Mazhalyk (28), Chadan (28), Ust-Chirchak (28), 10 km SW Char-Khol (29), Kaa-Khem (29) [Korotyaev, 1992].

ACKNOWLEDGMENTS. The author wish to express gratitude for the help in preparation of the present study to Dr. S.A. Krivetz (Tomsk), Dr. V.V. Dubatolov (Novosibirsk), Dr. R.Yu. Dudko (Novosibirsk), Prof. V.G. Mordkovitsh (Novosibirsk), Dr. F.I. Opanassenko (Berdsk).

For checking the final draft of the manuscript I express my sincere thanks to Dr. D.V. Logunov (Novosibirsk), Dr. S.E. Tshernyshev (Novosibirsk) and Dr. K.G. Mikhailov (Moscow).

My special thanks are due to Dr. B.A. Korotyaev (St.-Petersburg) for the help in identification of the materials.

References.

- Bajtenov M.S. 1974. [The beetles-weevils (Coleoptera: Attelabidae, Curculionidae) of the Middle Asia and Kazakhstan] Alma-Ata. 286 pp. [in Russian].
- Cherepanov A.I. & Opanassenko E.I. 1963. [The fauna of weevils of the riverside zone of Novosibirsk reservoir] // Fauna, taxonomiya i ekologiya nasekomykh i kleshchei. Novosibirsk. P.7–23 [in Russian].
- Dejean P.F.M.A. 1837. Catalogue des Coléoptères de la Collection de M. le Comte Dejean. Troisième édition, revue corrigée et augmentée. Paris: Mequignon-Marvis Père et Fils, XIV + 503 pp.
- Dieckmann L. 1983. Beiträge zur Insektenfauna der DDR: Coleoptera, Curculionidae (Tanymecinae, Leptopiinae, Cleoninae, Tanyrhynchinae, Cossolinae, Raymondionyminae, Bagoinae, Tanysphyrinae) // Beitr. Ent. Bd.33. H.2. S.257–381.
- Egorov A.B. 1976. [A review of the fauna of weevils (Coleoptera, Curculionidae) of the Primorye Province] // Entomol. Obozr. T.55. No.4. P.826–841 [in Russian].
- Egorov A.B. 1977. [A review of the fauna of weevils (Coleoptera, Curculionidae) of the Amur Area and Khabarovsk Province] // Sistematika i fauna nasekomykh. Leningrad. P.27–41 [in Russian].
- Egorov A.B. & Basarukina T.F. 1981. [Materials of the fauna of weevils (Coleoptera, Curculionidae) of south Sakhalin, 1] // Trudy Zool. Inst. Leningrad. T.92. P.24–37 [in Russian].
- Egorov A.B. 1981. [The fauna of weevils (Coleoptera, Curculionidae) of north Sikhote-Alin and lower flow of Amur River] // Nove dannye o nasekomykh Dalnego Vostoka. Vladivostok. P.63–70 [in Russian].
- Egorov A.B. & Berezlnich E.D. 1987. [The fauna of weevils (Coleoptera, Curculionidae) of west and centre sector of the BAM] // Nasekomye zony BAM. Novosibirsk. P.29–40 [in Russian].
- Egorov A.B. 1989. [Materials on the fauna and ecology of weevils (Coleoptera, Curculionidae) of Transbaikalia] // Nasekomye i paukoobraznye Sibiri. Irkutsk. P.84–97 [in Russian].
- Fabricius J. Ch. 1798. Supplementum Entomologiae systematicae. Hafniae. T.2. 572 pp.
- Faust J. 1897. Uebersicht der *Chlorophanus*-Arten // Stettin. Ent. Ztg. Jg.58. S.77–95.
- Gebler F.A. 1830. Bemerkungen über die Insekten, vorzüglich des Altai. Ledebour, C.F. Reise durch das Altai-Gebirge und die songorische Kirgizm-Steppe. Berlin. T.2. H.3. S.147.
- Germar E.F. 1824. Insectorum species novae aut minus cognitae, descriptionibus illustratae. Coleoptera. Halae. 624 S.
- Gunther K. & Zumpt F. 1933. Curculionidae: Tanymecinae. Coleopterorum Catalogus. Berlin. Pars 27(131). S.1–131.
- Heyden L. 1880–1881. Catalog der Coleopteren von Sibirien. Berlin. S.157–181.
- Hochhuth J. 1851. Beiträge zur näheren Kenntniss der Rüsselkäfer Russlands // Bull. Soc. Nat. Moscou. T.24. Pt.1. P.3–102.
- Ismailova M.Sh. 1993. [A review of weevils of the genus *Chlorophanus* Germ. of the fauna of the Caucasus and notes on the taxonomy of the tribe Tanymecini (Coleoptera, Curculionidae)] // Entomol. Obozr. T.72. No.3. P.606–625 [in Russian, with English summary].
- Kolosov Yu.M. 1914. [Notes on the insects of Tobolsk Gouvernement] // Zapiski Uralskogo obshestva lyubitelei esestvoznania. Ekaterinburg. T.34. No.1–2. P.21 [in Russian].
- Korotyaev B.A. 1980. [Materials on the fauna of the beetles-weevils (Coleoptera, Curculionidae) of the USSR North-East] // Issledovania fauny nasekomykh Severo-Vostoka SSSR. Vladivostok. P.23–50 [in Russian].
- Korotyaev B.A. 1984. [To the knowledge of the weevil fauna (Coleoptera, Apionidae, Curculionidae) of Mongolia and adjacent territories. 2] // Nasekomye Mongolii. Leningrad. No.7. P.311–355 [in Russian].
- Korotyaev B.A. 1992. [New and little known species of weevils (Coleoptera, Curculionidae) from Russia and neighbouring countries] // Entomol. Obozr. T.71. No.4. P.807–832 [in Russian, with English summary].
- Krivetz S.A. 1981. [List of weevils (Coleoptera, Curculionidae) of Srednee Priobie] // Ekologo-faunisticheskie issledovania Sibiri. Tomsk. P.73–80 [in Russian].
- Lavrov S.D. 1927. [Materials on the knowledge of the insect fauna of Omsk Town] // Trudy Sibirsk. Inst. sel'skogo khozyaistva i lesovodstva. Omsk. T.8. No.3. P.51–100 [in Russian].
- Linnaeus C. 1758. Systema Naturae per regna tria naturae. Holmiae. Ed.10. Vol.1. 824 pp.
- Motschulsky V.V. 1859. Catalogue des insectes rapportés des environs du fleuve Amour, depuis la Schilka jusq'a Nikolaévsk examinés et énumérés // Bull. Soc. Nat. Moscou. T.32. Pt.4. P.487–507.
- Motschulsky V.V. 1860. Coléoptères de la Sibérie orientale et en particulier des rives de l'Amour // Schrenck's Reisen und Forschungen in Amurlande. St. Petersburg. T.2. P.77–258.
- Nasreddinov Kh.A. 1975. [A review of weevils (Coleoptera, Curculionidae) from south Tadzhikistan] // Entomol. Obozr. T.54. No.3. P.541–552 [in Russian].
- Reitter E. 1915. Bestimmungstabelle der Rüsselkäfergattung *Chlorophanus* Germ. Bestimmungs-Tabellen der europäischen Coleopteren. Paskau. H.75. S.171–184.
- Reitter E. 1916. Rhynchophora. Fauna Germanica. Stuttgart. Bd.5. 343 S.
- Sahlberg C.K. 1823. Periculum entomographicum, species insectorum nondum descriptas proponens. Aboc. P.1–82.
- Schoenherr C.J. 1823. Tabula synoptica familiae Curculionidum // Isis von Oken. P.1132–1146.
- Schoenherr C.J. 1826. Curculionidum dispos. metod. cum gener. charact. et c. seu prodrom. ad. Synom. Lipsiae. Fleischer. T.4. 338 pp.
- Schoenherr C.J. 1834. Genera et species Curculionidum. Paris. T.2. P.1. 326 pp.
- Schoenherr C.J. 1840. Genera et species Curculionidum. Paris. T.6. P.1. 474 pp.
- Winkler A. 1924–1932. Catalogum Coleopterorum regionis palaearticae. Wien. S.1370–1631.
- Yanovskii V.M. & Dmitrienko V.K. 1983. [The fauna of forest beetles (Coleoptera) of the Sayano-Shushenskiy State Reserve] // Entomol. Obozr. T.62. No.2. P.277–285 [in Russian, with English summary].
- Zherikhin V.V. 1972. [Materials on the fauna of the beetles-weevils (Coleoptera, Curculionidae) in the reservation of the "Kedrovaya pad"] // Rol nasekomykh v lesnykh biogeotsenozakh Primoria. Vladivostok. P.150–153 [in Russian].