

THE ROLE OF SEMIOCHEMICALS IN THE AVOIDANCE
OF THE SEVEN-SPOT LADYBIRD, *Coccinella*
septempunctata, BY THE APHID
PARASITOID, *Aphidius ervi*

YOSHITAKA NAKASHIMA,^{1,2} MICHAEL A. BIRKETT,²
BARRY J. PYE,² JOHN A. PICKETT,² and WILF POWELL^{2,*}

¹Laboratory of Entomology, Obihiro University of Agriculture and Veterinary Medicine
Obihiro, Hokkaido 080-8555, Japan

²Rothamsted Research, Harpenden, Herts., AL5 2JQ, United Kingdom

(Received October 13, 2003; accepted February 4, 2004)

Abstract—The role of semiochemicals in mediating intraguild interactions between the seven-spot ladybird, *Coccinella septempunctata*, and the aphid parasitoid, *Aphidius ervi*, was investigated. Female parasitoids avoided leaves visited by *C. septempunctata* adults and larvae during the previous 24 hr. Ethanol extracts of *C. septempunctata* adults and larvae also induced avoidance responses by *A. ervi*. Two of the hydrocarbons identified by gas chromatography (GC) and coupled GC-mass spectrometry (GC-MS), *n*-tricosane (C₂₃H₄₈), and *n*-pentacosane (C₂₅H₅₂), when tested individually at levels found in the adult extract, induced avoidance by *A. ervi*. Further investigation of the larvae extract, and footprint chemicals deposited by adults in glass Petri dishes, confirmed the presence of the hydrocarbons. Parasitism rates of the pea aphid, *Acyrtosiphon pisum*, on broad bean plants, *Vicia faba*, which had been sprayed with a mixture of the chemicals, were lower than those on control plants. The effect, however, was no longer evident if parasitoid foraging was delayed by 24 hr after the plants were treated. The ecological significance of intraguild avoidance behavior and implications for possible use of the semiochemicals involved in future biological control programs are discussed.

Key Words—Intraguild predation, predator avoidance, trail, oviposition decision, biological control, *n*-tricosane, *n*-pentacosane.

INTRODUCTION

Trophic interactions among organisms sharing the same resource, specifically those interactions involving intraguild predation (IGP), have been well documented in

several studies (Rosenheim et al., 1993; Colfer and Rosenheim, 1995; Ferguson and Stiling, 1996; Rosenheim, 1998; Raymond et al., 2000; Snyder and Ives, 2001). These reports suggest that IGP changes the extent to which top-down forces by predator guilds affect herbivore populations. Although less is known about the avoidance of intraguild predation, it has been documented both in predator–predator (Doumbia et al., 1998) and predator–parasitoid (Taylor et al., 1998; Nakashima and Senoo, 2003) interactions. In intraguild predator avoidance, the species at risk (i.e., intraguild prey) tends to avoid patches or microhabitats where the aggressors (i.e., intraguild predators) are already or potentially present. Such avoidance behavior may be categorized into two types, avoidance by the potential victims themselves, or avoidance by the parents of victims (e.g., oviposition avoidance).

There are several reports of intraguild avoidance behavior in aphidophagous predators. For example, chrysopid and coccinellid females were deterred from ovipositing when exposed to areas where heterospecifics were present (Ruzicka, 1998, 2001; Agarwala et al., 2003). However, few studies of intraguild predator avoidance have been conducted on predator–parasitoid interactions. In this system, parasitoids are usually the intraguild prey because parasitized hosts are potentially consumed by predators (Wheeler et al., 1968; Hoelmer et al., 1994; Wells et al., 2001). The aphid parasitoid, *Aphidius ervi* Haliday (Hymenoptera: Braconidae) avoids places where the intraguild predator, the seven-spot ladybird, *Coccinella septempunctata* L. (Coleoptera: Coccinellidae) is present or was present recently (Taylor et al., 1998). Such avoidance behavior is rationalized by the detection of chemical trails left by the predator. No studies, however, have identified the semiochemicals mediating this interaction.

The pea aphid, *Acyrtosiphon pisum*, is attacked by a large guild of arthropod natural enemies (Wheeler, 1974, 1977), in which *A. ervi* and *C. septempunctata* are usually the dominant species (Ekbom, 1994; Takahashi, 1996; Senoo et al., 2002). The seasonal distribution of *A. ervi* overlaps with that of foraging *C. septempunctata* ladybirds on alfalfa (Takahashi, 1996), and parasitized aphids can be consumed by the ladybirds (Nakashima, unpublished data). Using *A. pisum*, *A. ervi*, and *C. septempunctata* as the model prey–predator–parasitoid system, the chemical characteristics of trails left by foraging ladybirds on plant surfaces, and effects of these chemical compounds on parasitoid behavior were investigated in a series of laboratory experiments. The objectives of our study were to (1) identify the semiochemicals involved in this intraguild predator avoidance, (2) determine the effective period over which the avoidance behavior functions, and (3) determine the effects of specific compounds on avoidance behavior and parasitism rates of aphids. The overall objective was to assess the role of semiochemicals involved in intraguild predator avoidance, and to consider their potential use in the enhancement of parasitoids in biological control programs.

METHODS AND MATERIALS

Insects. *Aphidius ervi* were obtained from a laboratory colony that had been initiated with mummies of pea aphids, *A. pisum*, collected from pea fields in Hertfordshire and Bedfordshire, UK during spring 2001. Overwintered adult seven-spot ladybirds, *C. septempunctata*, were collected from evergreen shrubs at Rothamsted Research during March and April, 2002. Both parasitoids and ladybirds were kept at 20°C and a 16L:8D photoperiod, and maintained with *A. pisum*, reared on broad bean plants, *Vicia faba* L. (Fabaceae) (var. Sutton), until further use. Parasitoids were removed from the colony as final instar larvae or pupae at the mummy stage, and were kept in Petri dishes (9-cm diam, 1.5-cm height) containing cotton wool with honey solution as adult food until emergence. Two days after the first adult emergence was observed, females were individually confined in small Petri dishes (5.0-cm diam, 1.5-cm height) with approximately 50 *A. pisum* and cotton with honey solution. All females used in bioassays were 4 to 5-days old.

Ladybird Chemicals. *Coccinella septempunctata* adults (500, mixed sex) and fourth-instar larvae (150) were cooled with liquid nitrogen and extracted with freshly distilled ethanol (400 and 50 ml, respectively) for 24 hr at 25°C. The extracts and washings were recovered by filtration (gravity), and diluted to a volume of 500 and 150 ml, respectively, i.e., 1 ladybird equivalent/ml ethanol. A portion of the adult extract (100 ml) was subjected to distillation under high vacuum (0.04 Torr) for 24 hr at 25°C, as described by Pickett and Griffiths (1980), to produce a distillate (100 ml) containing volatile components, and a residue, containing components with little or no volatility, that was redissolved in ethanol (100 ml). The crude extract, along with the vacuum distillate and residue fractions, was kept at 4°C until use in the bioassays.

Components with little or no volatility in the adult extract were separated by repeating the vacuum distillation on another portion of the extract (100 ml), and subjecting the residue to liquid chromatography over Florisil (60–100 mesh, Aldrich Chemical Company, Gillingham, UK) using distilled hexane, diethyl ether, and ethanol as eluants (150 ml each). The fractions were evaporated to dryness and redissolved in ethanol (100 ml) prior to use in bioassays. For GC/GC-MS analysis, a portion of the hexane eluant that had been dissolved in ethanol was retained (50 ml) and evaporated to dryness to yield a waxy solid (10.00 mg), from which a solution in hexane (1 mg/ml) was prepared. The larval extract (50 ml) was also separated into hexane, diethyl ether, and ethanol eluting fractions by Florisil column chromatography. For GC/GC-MS analysis, a portion of the hexane eluant (25 ml) was retained and evaporated to dryness to yield a waxy solid (3.12 mg), from which a solution in hexane (1 mg/ml) was prepared. Compounds in the hexane solutions were quantified on the basis of percentage of the total integrated peak area. Male and female adult footprint extracts were collected by placing ladybirds in clean Petri dishes (9 × 1.5 cm) for 18 hr at 20°C, then removing the ladybirds and

washing the dishes with distilled hexane (10 ml per dish). Extracts were evaporated to 10 μ l under a gentle stream of high purity nitrogen and stored in microvials at -20°C until further use.

Gas Chromatography (GC). Hexane eluants arising from liquid chromatography of the adult and larval ladybird extracts, and the adult footprint extracts, prepared as described above, were analyzed on an Hewlett-Packard 5880A gas chromatograph equipped with a split-splitless injector, a flame-ionization detector (FID), and a 10 m \times 0.53 mm i.d. HP-1 bonded-phase fused-silica capillary column. The oven temperature was maintained at 40°C for 1 min, then programmed at $10^{\circ}\text{C}/\text{min}$ to 150°C , held at this temperature for 0.1 min, then programmed at $10^{\circ}\text{C}/\text{min}$ to 250°C . The carrier gas was hydrogen.

Coupled GC-Mass Spectrometry (GC-MS). A capillary GC column (50 m \times 0.32 mm i.d. HP-1) fitted with a cool on-column injector was directly coupled to a mass spectrometer (VG Autospec, Fisons instruments, UK). Ionization was by electron impact at 70 eV, 250°C . The oven temperature was maintained at 30°C for 5 min, and then programmed at $5^{\circ}\text{C}/\text{min}$ to 250°C . The carrier gas was helium. Tentative identifications by GC-MS were confirmed by peak enhancement on GC with authentic samples obtained from commercial sources (Pickett, 1990).

Chemicals. *n*-Tricosane ($\text{C}_{23}\text{H}_{48}$), *n*-pentacosane ($\text{C}_{25}\text{H}_{52}$), and *n*-heptacosane ($\text{C}_{27}\text{H}_{56}$) (all 99% purity) were purchased from the Aldrich Chemical Company (Gillingham, UK). For behavioral studies, individual and mixed solutions of these chemicals were prepared in distilled ethanol at the concentrations at which they were found in the ladybird extracts. All solvents used were distilled prior to use.

Application of Chemicals on Plants. Ladybird extracts and pure authentic compounds in ethanol were applied on broad bean seedlings (6–8 leaf stage, 1 plant per pot) in plastic plant pots (8.0 cm in height and 8.0 cm in diameter) for use in behavioral bioassays. The solutions described above were applied to the plants by using a rotary atomizer mounted on a multispeed track. The atomizer operated at 4500 rpm and produced a drop size of approximately 110 μm VMD. A small peristaltic pump was fitted to the atomizer to provide stable control of flow rate. Applications were made at a velocity of 0.4 msec^{-1} at a height of 25 cm above the plants, providing an application rate of $1.04 \text{ ml}/\text{m}^2$. Control leaves were prepared in a similar manner using distilled ethanol only.

Leaf Square Experiments. The effects of *C. septempunctata* trails and extracts on *A. ervi* responses were investigated by using a dual-choice bioassay. Treatment leaves containing trails were prepared by inserting a leaf from a bean plant (6–8 leaf stage) into a plastic container via a slit, releasing a ladybird adult or larva into the container, allowing it to walk upon the leaf for 24 hr, and then removing it from the plant. Control leaves were left untouched for a similar length of time. Treated and control leaves containing extracts/pure compounds or solvents, respectively, were

prepared by using a sprayer as described above. Leaves were used for experiments either immediately (0 hr) or 24 hr after exposure ended. Treated and control leaf squares (1.5 × 1.5 cm) were taken from the plants and placed 0.5 cm apart in a Petri dish (5-cm diam), into which a single *A. ervi* female was then released. After allowing the parasitoid to settle (1 min), the time spent on each leaf square was measured for a period of 10 min. Each experiment was repeated × 20.

Effects of Ladybird Chemicals on Aphid Parasitism. Treated plants were sprayed with a mixed solution of *n*-tricosane and *n*-pentacosane in ethanol at the concentrations found in the ladybird extracts, and control plants were sprayed with distilled ethanol. Fifty mixed age *A. pisum* were released onto single treated and control bean plants, placed individually in cylindrical cages (30-cm diam × 30-cm height). A single *A. ervi* female was released into each cage and removed after 18 hr. Parasitism rates of *A. pisum* were estimated by rearing the aphids on the tested plants in the laboratory, each plant being kept in a cylindrical tube (10-cm diam × 24.5-cm height) for 10–14 days in a growth room (20°C, photoperiod of 16L:8D) to allow mummy formation. Rates of parasitism were estimated by dividing the number of mummified aphids by the initial number of released aphids. Experiments were initiated both 0 and 24 hr after spraying. Each experiment was repeated × 20.

Statistical Analysis. The durations of visits by *A. ervi* to treated and control leaf squares were analyzed with Wilcoxon's signed rank tests. Rates of parasitism were also compared by Wilcoxon's signed rank tests. Additive effects of chemical compounds on the degree of avoidance were analyzed by a two-way ANOVA with application of each chemical compound as main effects. The data were transformed to logarithms to stabilize the variance before this analysis.

RESULTS

In dual-choice-leaf-square bioassays conducted immediately after leaf exposure to *C. septempunctata* adults and larvae, the total residence times of *A. ervi* females on treated leaf squares were significantly shorter than on control leaves. This effect was not observed when leaves were tested 24 hr after exposure to the ladybird (Figure 1a). Similar results were also obtained for leaf squares sprayed with crude ethanol extracts of *C. septempunctata* adults and larvae (Figure 1b). However, when the crude adult extract was separated by vacuum distillation into a distillate containing volatile components and a residue containing components with little or no volatility, *A. ervi* responses varied. The residence time on leaf squares treated with the residue was significantly shorter than on control squares, and statistically similar to that for the crude extract, whereas the distillate showed little biological activity (Figure 2). Further separation of the

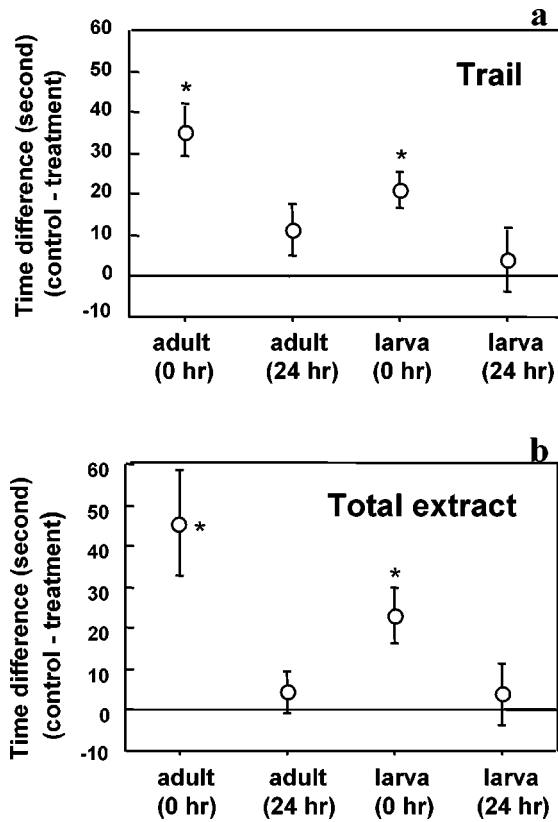


FIG. 1. Effect of seven-spot ladybird, *Coccinella septempunctata*, trails and extracts on residence times of *Aphidius ervi* females on broad bean leaf squares tested immediately or 24 hr after treatment. (a) *Coccinella septempunctata* adult and larval trails and (b) ethanol extracts of whole adult and larval *C. septempunctata*. Data are expressed as differences from residence times on control leaf squares in choice bioassays (control time—treatment time). Vertical lines with plots indicate \pm SE. Asterisks indicate significant difference from control (Wilcoxon's signed rank test, $P < 0.05$).

residue by liquid chromatography over Florisil using high purity hexane, diethyl ether, and ethanol as eluants yielded three fractions comprising compounds of increasing polarity. Of these, the hexane-eluted fraction retained biological activity, suggesting that nonpolar chemicals were responsible for the parasitoid avoidance behavior. The diethyl ether and ethanol-eluted fractions showed little or no activity (Figure 3).

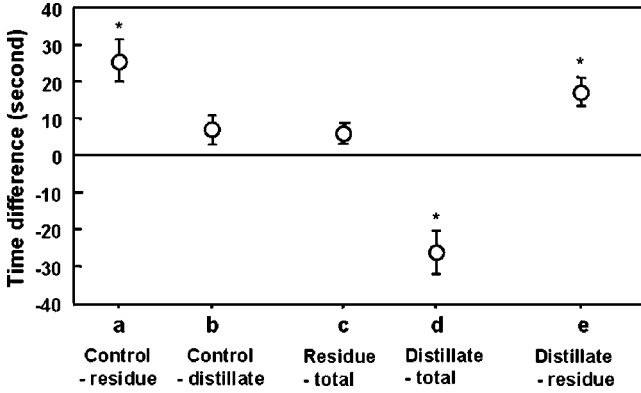


FIG. 2. Effect of vacuum distillation fractions of adult *Coccinella septempunctata* ethanol extract on residence times of *Aphidius ervi* females on broad bean leaf squares. Data are expressed as differences from residence times on control leaf squares (a, b), differences from residences times on leaf squares treated with the total extract (c, d), and difference of residence time on leaf squares treated with the distillation residue from that on leaves treated with the vacuum distillate (e) in choice bioassays. Vertical lines with plots indicate \pm SE. Asterisks indicate significant difference (Wilcoxon's signed rank test, $P < 0.05$).

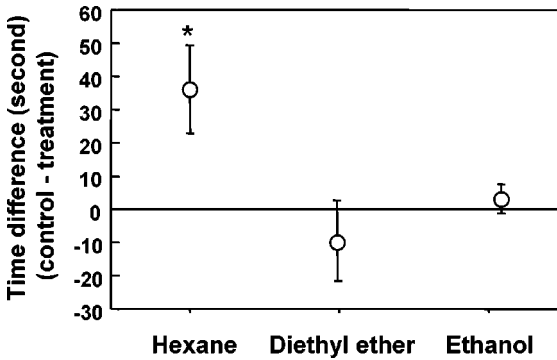


FIG. 3. Effect of hexane, diethyl ether, and ethanol-eluted fractions, prepared by liquid chromatography through Florisil, of adult *Coccinella septempunctata* vacuum distillation residue on residence times of *Aphidius ervi* females on broad bean leaf squares. Data are expressed as differences from residence times on control leaf squares in choice bioassays. Vertical lines with plots indicate \pm SE. Asterisks indicate significant difference (Wilcoxon's signed rank test, $P < 0.05$).

TABLE 1. COMPOUNDS IDENTIFIED FROM COUPLED GC-MS ANALYSIS OF SEVEN-SPOT LADYBIRD, *Coccinella septempunctata*, EXTRACTS

Peak number ^a	Compound	Percentage (%) ^b
1	<i>n</i> -Tricosane	9.5
2	<i>n</i> -Pentacosane	4.9
3	7,11-Dimethylpentacosane	3.1
4	<i>n</i> -Heptacosane	4.2
5	13-Methylheptacosane	} 27.1
6	9-Methylheptacosane	
7	7-Methylheptacosane	
8	9,13-Dimethylheptacosane	} 26.8
9	7,11-Dimethylheptacosane	
10	7,11,15-Trimethylheptacosane	10.0
	Other (unidentified)	14.4

^a Peak numbers correspond to labeled peaks in GC-MS traces in Figures 4a, b, c, and d.

^b Percentage based on peak area calculated by integration on GC of adult body extract.

To identify the chemicals responsible for parasitoid avoidance, the biologically active hexane-eluted fraction was analyzed by high resolution GC and coupled GC-MS. The sample was composed almost entirely of aliphatic hydrocarbons (Table 1; Figure 4a). Components identified included *n*-tricosane, *n*-pentacosane, and *n*-heptacosane, which were identified by comparison with published MS spectra (NIST, 1990) and peak enhancement on GC using authentic samples. Other major components were identified tentatively as branched hydrocarbons from their characteristic fragmentation patterns and by comparison with MS data from similar studies elsewhere (Kosaki and Yamaoka, 1996; Hemptinne et al., 2001). Similar arrays of straight-chained and branched hydrocarbons were found in the hexane-eluted fraction obtained from extracted *C. septempunctata* larvae, and from footprint extracts collected in glass Petri dishes in which *C. septempunctata* male and female adults had been allowed to walk (Figure 4b, c, and d, respectively). Solutions of the straight-chained hydrocarbons in ethanol, at the levels found in the adult ladybird extract, were prepared for bioassays. Leaf squares sprayed with *n*-tricosane and *n*-pentacosane were significantly avoided by *A. ervi*, but *n*-heptacosane did not induce avoidance behavior (Figure 5). A two-way ANOVA showed that both *n*-tricosane and *n*-pentacosane induced avoidance behavior (for *n*-tricosane, $F = 12.38$, 1 and 76 df, $P < 0.01$; for *n*-pentacosane, $F = 8.00$, 1 and 76 df, $P < 0.01$), and reduced residence time on treated leaf squares (Figure 6). The interaction between these two chemicals was not significant (*n*-tricosane \times *n*-pentacosane, $F = 0.064$, 1 and 76 df, $P = 0.80$), indicating that their effects on parasitoid avoidance responses were similar. A mixture of these two hydrocarbons significantly reduced the level of parasitism on treated broad bean plants,

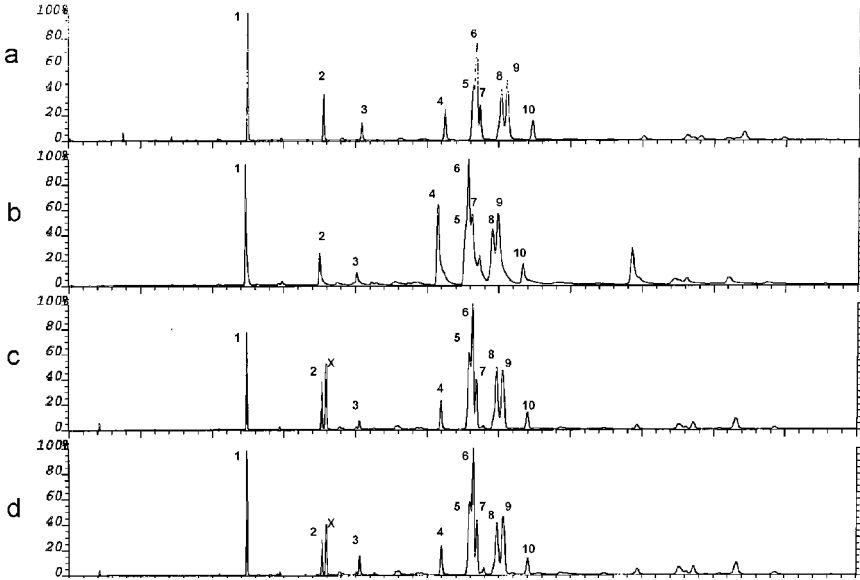


FIG. 4. Coupled gas chromatography-mass spectrometry (GC-MS) analysis of seven-spot ladybird, *Coccinella septempunctata* extracts: (a) adult whole body extract, hexane-eluted fraction; (b) larvae whole body extract, hexane-eluted fraction; (c) adult male footprint extract; and (d) adult female footprint extract. Peak numbers correlate to identifications listed in table. X = diocetyl phthalate.

compared with untreated controls, although the effect disappeared within 24 hr (Figure 7).

DISCUSSION

To our knowledge, this study is the first identification of semiochemicals that mediate intraguild predator avoidance. The aphid parasitoid, *A. ervi*, avoided low-volatile compounds in chemical trails deposited on leaf surfaces by both adults and larvae of *C. septempunctata* ladybirds. However, components present in the trails retained biological activity during relatively short periods, and parasitoids did not avoid areas treated 24 hr previously. From the active fraction isolated by liquid chromatography, *n*-tricosane and *n*-pentacosane were identified as the main active stimuli, inducing intraguild predator avoidance by this parasitoid. These two hydrocarbons negatively affected parasitism rates of pea aphids on broad bean plants, but the duration of activity was also less than 24 hr.

n-Tricosane and *n*-pentacosane have been reported previously as components of trails of seven-spot ladybirds that occur in Japan (Kosaki and Yamaoka, 1996).

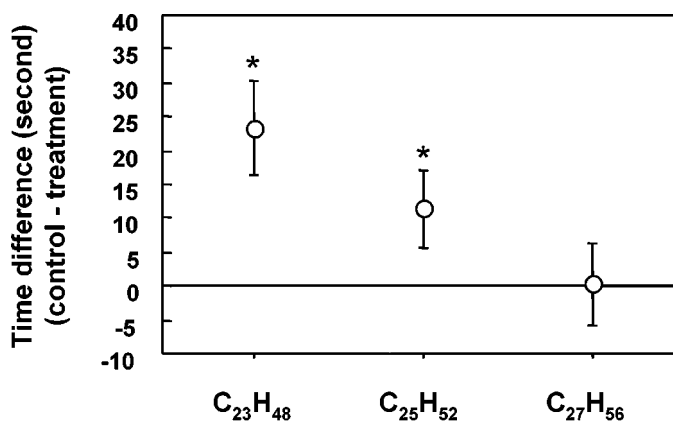


FIG. 5. Effect of *n*-tricosane ($C_{23}H_{48}$), *n*-pentacosane ($C_{25}H_{52}$), and *n*-heptacosane ($C_{27}H_{56}$) on residence times of *Aphidius ervi* on broad bean leaf squares. Data expressed as differences from residence times on control leaf squares in choice bioassays. Vertical lines with plots indicate \pm SE. Asterisks indicate significant difference (Wilcoxon's signed rank test, $P < 0.05$).

In the same study, it was shown that the hydrocarbons in trails were identical to cuticular surface chemicals, and large amounts of these chemicals were also secreted from the tarsi. These findings, along with our results, indicate that *A. ervi* avoids *n*-tricosane and *n*-pentacosane in the "footprints" of seven-spot ladybirds,

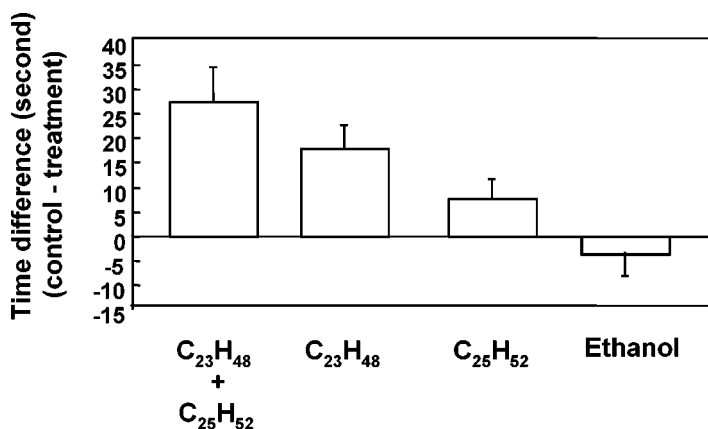


FIG. 6. Differences in residence times of *Aphidius ervi* females on a leaf disc treated with *n*-tricosane ($C_{23}H_{48}$), *n*-pentacosane ($C_{25}H_{52}$), a *n*-tricosane/*n*-pentacosane mixture (treatment), and ethanol (control) in choice situations. Vertical lines indicate ± 1 SE (two-way ANOVA).

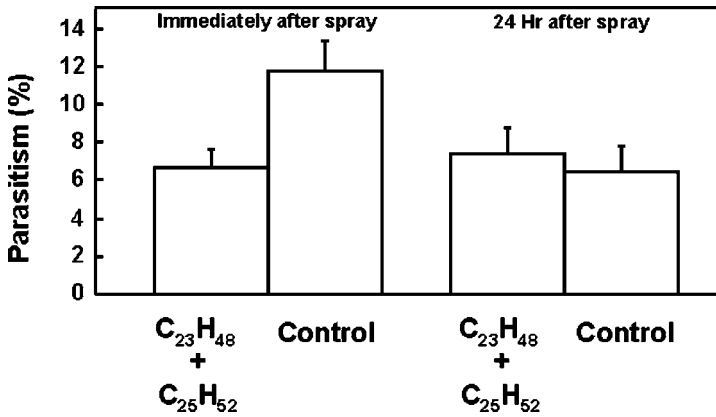


FIG. 7. Differences in percentages of parasitism by *Aphidius ervi* on broad bean seedlings sprayed with a *n*-tricosane/*n*-pentacosane mixture in ethanol or with ethanol only (control), immediately and 24 hr after release of a parasitoid female in an experimental arena with both types of seedlings. Vertical lines indicate \pm SE (Wilcoxon's signed rank test, $P < 0.01$).

and that these two compounds additively affect avoidance responses. Mixtures of hydrocarbons, of which *n*-pentacosane is the major component, are also present in larval trails of the two-spot ladybird, *Adalia bipunctata*, and it has been shown that the mixture functions as an oviposition-detering pheromone for *A. bipunctata* (Hemptinne et al., 2001). Our findings suggest that *A. ervi* may also use hydrocarbons to avoid trails of *A. bipunctata*.

The results in this study are consistent with previously published work, in that ladybird trails have a relatively short period of activity (<24 hr) (Nakashima and Senoo, 2003). Even though *n*-tricosane and *n*-pentacosane are relatively stable chemicals, their activities disappear quickly. This may be due to absorption or dilution of the hydrocarbons into the plant cuticular lipid layer, or even evaporation/sublimation from the leaf surface over time, as even higher molecular weight hydrocarbons are known to possess vapor pressures at ambient temperatures.

The use of semiochemicals in predator avoidance can be advantageous to parasitoids, because chemicals deposited by *C. septempunctata* give parasitoids both spatial and temporal information on predator presence. Information from predator trails is a reliable indicator of areas where intraguild predators are located, and this spatial information is vital for parasitoids in reducing the risk of predation, especially from aphidophagous ladybirds, as larval ladybirds are likely to stay and complete development within an aphid patch (Dixon, 2000). Additionally, temporal information may also be important for parasitoids. Contrary to larval ladybirds, adults of *C. septempunctata* are highly mobile, and it has been estimated that the average residence time of adult ladybirds in an aphid patch lasts for several hours

(van der Werf et al., 2000). Thus, the limited activity (<24 hr) of ladybird trails is advantageous to parasitoids, because they are allowed to forage in patches no longer occupied by adult ladybirds. However, larval ladybirds would continuously renew the chemical signals while continuing to forage in a single aphid-infested patch.

Coccinella septempunctata displays aposematic warning coloration and is highly toxic, although its own parasitoid, *Dinocampus coccinellae*, uses the free base, toxic alkaloid precoccinelline as a kairomone (Al Abassi et al., 2001). There could, therefore, be an element of toxin avoidance in the case of *A. ervi*, using the hydrocarbons as an extension of the aposematic cues deployed by *C. septempunctata*. However, such a general effect of these particular compounds is unlikely as 2-isopropyl-3-methoxypyrazine is known to provide this signal as well as having a role as an aggregation pheromone for this particular ladybird (Al Abassi et al., 1998).

Intraguild predator avoidance would reduce the likelihood of IGP, and this has been suggested in predator–predator (Pallini et al., 1998; Schellhorn and Andow, 1999) and predator–parasitoid (Taylor et al., 1998; Raymond et al., 2000) interactions. In the *A. ervi*–*C. septempunctata* system, *n*-tricosane and *n*-pentacosane function as kairomones for *A. ervi* probably because these chemicals help them to reduce predation risks to their progeny. The avoidance responses of parasitoids mediated by kairomones can reduce foraging opportunities in patches that contain intraguild predators, and rates of parasitism may decrease in these aphid patches. Thus, intraguild predator avoidance may be a factor affecting parasitoid population dynamics, and may affect aphid population suppression. The commercially available chemicals, *n*-tricosane and *n*-pentacosane, which are the active compounds in ladybird trails, may be useful for the enhancement of parasitoid roles in biological control programs by helping to concentrate them in target areas through reduction of unproductive foraging in nontarget areas. Although it is possible to develop materials and formulations that will extend the short effective period of such compounds, initial field evaluation of the effects of the semiochemicals on parasitism rates is required to assess fully their impact and potential.

Acknowledgments—This work was supported by a Research Fellowship (to Y.N.) through the Japan Society for the Promotion of Science, and by the United Kingdom Department for Food, Environment and Rural Affairs (DEFRA). Rothamsted Research receives grant-aided support from the Biotechnology and Biological Sciences Research Council (BBSRC) of the United Kingdom.

REFERENCES

- AGARWALA, B. K., YASUDA, H., and KAJITA, Y. 2003. Effect of conspecifics and heterospecific feces on foraging and oviposition of two predatory ladybirds: Role of fecal cues in predator avoidance. *J. Chem. Ecol.* 29:357–376.

- AL ABASSI, S., BIRKETT, M. A., PETERSSON, J., PICKETT, J. A., WADHAMS, L. J., and WOODCOCK, C. M. 2001. Response of the ladybird parasitoid *Dinocampus coccinellae* to toxic alkaloids from the seven-spot ladybird, *Coccinella septempunctata*. *J. Chem. Ecol.* 27:33–43.
- AL ABASSI, S., BIRKETT, M. A., PETERSSON, J., PICKETT, J. A., and WOODCOCK, C. M. 1998. Ladybird beetle odour identified and found to be responsible for attraction between adults. *Cell. Mol. Life Sci.* 54:876–879.
- COLFER, R. G. and ROSENHEIM, J. A. 1995. Intraguild predation by coccinellid beetles on an aphid parasitoid, *Lysiphlebus testaceipes*, pp. 1033–1036, in Cotton Insect Research and Control, Proceedings 1995 Beltwide Cotton Conference.
- DIXON, A. F. G. 2000. Insect Predator–Prey Dynamics: Ladybird Beetles & Biological Control. Cambridge University Press, Cambridge, UK.
- EKBOM, B. 1994. Arthropod predators of the pea aphid, *Acyrtosiphon pisum* Harr. (Hom., Aphididae) in peas (*Pisum sativum* L.), clover (*Trifolium pratense* L.) and alfalfa (*Medicago sativa* L.). *J. Appl. Entomol.* 117:469–476.
- FERGUSON, K. I. and STILING, P. 1996. Non-additive effects of multiple natural enemies on aphid populations. *Oecologia* 108:375–379.
- HEMPTINNE, J. L., LOGNAY, G., DOUMBIA, M., and DIXON, A. F. G. 2001. Chemical nature and persistence of the oviposition deterring pheromone in the tracks of the two spot ladybird, *Adalia bipunctata* (Coleoptera: Coccinellidae). *Chemoecology* 11:43–47.
- HOELMER, K. A., OSBORNE, L. S., and YOKOMI, R. K. 1994. Interactions of the whitefly predator *Delphastus pusillus* (Coleoptera:Coccinellidae) and parasitized sweetpotato whitefly (Homoptera:Aleyrodidae). *Environ. Entomol.* 23:136–139.
- KOSAKI, A. and YAMAOKA, R. 1996. Chemical composition of footprints and cuticular lipids of three species of lady beetles. *Jpn. J. Appl. Entomol. Zool.* 40:47–53.
- NAKASHIMA, Y. and SENOO, N. 2003. Avoidance of ladybird trails by an aphid parasitoid *Aphidius ervi*: Active period and effects of prior oviposition experience. *Entomol. Exp. Appl.* 109: 163–166.
- NIST. 1990. Standard Reference Data Base (Version 3.0.1). Office of the Standard Reference Data Base, National Institute of Standards and Technology, Gaithersburg, MD.
- PALLINI, A., JANSSEN, A., and SABELIS, M. W. 1998. Predators induce interspecific herbivore competition for food in refuge space. *Ecol. Lett.* 1:171–177.
- PICKETT, J. A. 1990. Gas chromatography-mass spectrometry in insect pheromone identification: Three extreme cases, pp. 209–309, in A. R. McCaffery and I. D. Wilson (eds.). *Chromatography and Isolation of Insect Hormones and Pheromones*. Plenum Press, New York.
- PICKETT, J. A. and GRIFFITHS, D. C. 1980. Composition of aphid alarm pheromones. *J. Chem. Ecol.* 6:349–360.
- RAYMOND, B., DARBY, A. C., and DOUGLAS, A. E. 2000. Intraguild predators and the spatial distribution of a parasitoid. *Oecologia* 124:367–372.
- ROSENHEIM, J. A., WILHOLT, L. R., and ARMER, C. A. 1993. Influence of intraguild predation among generalist insect predators on the suppression of an herbivore population. *Oecologia* 96: 439–449.
- ROSENHEIM, J. A. 1998. Higher-order predators and the regulation of insect herbivore populations. *Annu. Rev. Entomol.* 43:421–447.
- RUZICKA, Z. 1998. Further evidence of oviposition-detering allomone in chrysopids (Neuroptera: Chrysopidae). *Eur. J. Entomol.* 95:35–39.
- RUZICKA, Z. 2001. Oviposition responses of aphidophagous coccinellids to tracks of ladybird (Coleoptera: Coccinellidae) and lacewing (Neuroptera: Chrysopidae) larvae. *Eur. J. Entomol.* 98:183–188.
- SCHELLHORN, N. A. and ANDOW, D. A. 1999. Cannibalism and interspecific predation: Role of oviposition behavior. *Ecol. Appl.* 9:418–428.

- SENOO, N., OCHAI, Y., and NAKASHIMA, Y. 2002. Seasonal abundance of primary parasitoids and hyperparasitoids associated with *Acyrtosiphon pisum* (Harris) and *Acyrtosiphon kondoi* Shinji (Homoptera: Aphididae) on Alfalfa. *Jpn. J. Appl. Entomol. Zool.* 46:96–98.
- SYNDER, W. E. and IVES, A. R. 2001. Generalist predators disrupt biological control by a specialist parasitoid. *Ecology* 82:705–716.
- TAKAHASHI, K. 1996. Studies on *Coccinella septempunctata* Brucki Mulsant as a biological agent for controlling Alfalfa aphids. *Bull. Natl. Grassl. Res. Inst.* 54:17–77.
- TAYLOR, A. J., MULLER, C. B., and GODFRAY, H. C. J. 1998. Effect of aphid predators on oviposition behavior of aphid parasitoids. *J. Insect Behav.* 11:297–302.
- VAN DER WERF, W., EVANS, E. W., and POWELL, J. 2000. Measuring and modeling the dispersal of *Coccinella septempunctata* (Coleoptera: Coccinellidae) in alfalfa fields. *Eur. J. Entomol.* 97:487–493.
- WELLS, M. L., MCPHERSON, R. M., and RUBERSON, J. R. 2001. Predation of parasitized and unparasitized cotton aphids (Homoptera: Aphididae) by larvae of two coccinellids. *J. Entomol. Sci.* 36:93–96.
- WHEELER, A. G. 1974. Studies on the arthropod fauna of alfalfa. Plant bugs (Miridae). *Can. Entomol.* 106:1264–1275.
- WHEELER, A. G. 1977. Studies on the arthropod fauna of alfalfa. Predaceous insects. *Can. Entomol.* 109:423–427.
- WHEELER, A. G., HAYES, J. T., and STEPHENS, J. L. 1968. Insect predators of mummified pea aphids. *Can. Entomol.* 100:221–222.