

THE EPILACHNINAE (COLEOPTERA: COCCINELLIDAE) FROM TAIWAN COLLECTED BY J. KLAPPERICH IN 1977 WITH DESCRIPTION OF A NEW SPECIES*

Pang Hong

(Lab. of Insect Ecology, South China Agr. Univ.)

Abstract 16 species of Epilachninae from Taiwan were described in this paper. Among them, *Epilachna fenchinica* sp. nov. was new to science, and *Henosepilachna pytharga* (Dieke) was a new record in China.

Key words Coccinellidae; Epilachninae; New species

Epilachninae in Taiwan had been studied by C. S. Li and E. F. Cook in 1961. In this paper, 3 genera and 30 species were recognized and described. The present paper enumerated 16 species of Epilachninae from Taiwan, which collected by J. Klapperich in 1977. Among them, one species is new to science, one is recorded for the first time from China (labelled with *). All the specimens dealt with in this paper are deposited in the Zoological Sammlungen des Bayerischen States (ZSBS, Munchen, Germany) and South China Agriculture University, Guangzhou, P. R. China.

I wish to express my thanks to Prof. H. Fursch of Passau University, who kindly gave me the good opportunity to examine the valuable material.

1 *Henosepilachna vigintioctopunctata* (Fabricius)

Coccinella 28—*punctata* Fabricius, 1775;

Epilachna vigintioctopunctata (Fabricius); Kapur, 1967;

Henosepilachna vigintioctopunctata (F.); Sasaji, 1971;

Epilachna sparsa (Herbst); Dieke, 1947;

E. sparsa orientalis Dieke, 1947

Henosepilachna sparsa (Herbst); Li et Cook, 1961;

E. sparsa orientalis Dieke; Liu, 1950, 1963;

Henosepilachna vigintioctopunctata (Fabricius); Pang et Mao, 1979

Specimen examined: 5 ♂♂, Taiwan (Fenchihu), 1400m, 14. V, 1977 J. Klapperich leg.

Total 12 ♂♀.

Distribution: China (Taiwan, Hebei, Shandong, Shanxi, Jiangsu, Zhejiang, Anhui, Sichuan, Jiangxi, Fujian, Guangdong, Guangxi, Yunnan). Japan. India.

2 *Henosepilachna semifasciata* (Dieke) (Fig. 1)

Epilachna indica ab. *ceylonia* korschefsky, 1933;

* This project is supported by National Natural Science Foundation of China
1993-03-10 收稿

- Epilachna semifasciata* Dieke, 1947;
Henosepilachna semifasciata (Dieke); Li et Cook, 1961;
 Specimen examined: 2 ♂♂, 1 ♀, Taiwan (Fenchihu), 1400 m, 9, IV, 1972, J. Klapperich leg. Total 14 ♂♀.
- Distribution: China (Taiwan).
- * 3 *Henosepilachna pytharga* (Dieke) (Fig. 2)
Epilachna pytharga Dieke, 1947; Bielawski, 1963
 Specimen examined: 1 ♂, Taiwan (Yangming Shangebirge), 6, V, 1977, J. Klapperich leg.
 Distribution: China (Taiwan). Philippine Islands.
- 4 *Henosepilachna libera* (Dieke); Pang et Mao, 1979.
Epilachna libera Dieke, 1947;
Henosepilachna libera (Dieke); Pang et Mao, 1979.
 Specimen examined: 2 ♂♂, Taiwan (Taibei), 3, IV, 1977, J. Klapperich leg.
 Distribution: China (Taiwan, Sichuan, Yunnan).
- 5 *Epilachna confusa* Li
Epilachna confusa Li; Li et Cook, 1961; Pang et Mao, 1979.
 Specimen examined: 2 ♂♂, Taiwan (Fenchihu), 1400 m, 13, VI, 1977, J. Klapperich leg.
 Total 25 ♂♀.
- Distribution: China (Taiwan).
- 6 *Epilachna angusta* Li
Epilachna acuta; Korschefsky (not Weise), 1933;
Epilachna angusta Li et Cook, 1961; Pang et Mao, 1979.
 Specimen examined: 1 ♂, Taiwan (Fenchihu), 1400 m, 10, V, 1977, J. Klapperich leg. 1 ♂, 19, V, 1977, J. Klapperich leg. Total 7 ♂♀.
- Distribution: China (Taiwan).
- 7 *Epilachna longissima* (Dieke)
Afissa longissima Dieke, 1947;
Epilachna longissima (Dieke); Li et Cook, 1961; Pang et Mao, 1979
 Specimen examined: 2 ♂♂, Taiwan (Fenchihu), 1400 m, 30, V, 1977, J. Klapperich leg. 1 ♀, Taiwan (Alishan), 2400 m, 10, IV, 1977, J. Klapperich leg. Total 20 ♂♀.
- Distribution: China (Taiwan).
- 8 *Epilachna admirabilis* Crotch
Epilachna admirabilis Crotch, 1874;
Solanophila admirabilis (Crotch); Mader, 1926;
Afissa admirabilis (Crotch); Dieke, 1947; Liu, 1963;
Afissa admirabilis continentalis Dieke, 1947; Liu, 1963;
Epilachna admirabilis Crotch; Li et Cook, 1961; Pang et Mao, 1979.
 Specimen examined: 1 ♂, Taiwan (Fenchihu), 1400 m, 9, IV, 1977, J. Klapperich leg. Total 48 ♂♀.
- Distribution: China (Taiwan, Sichuan, Jiangsu, Zhejiang, Yunnan). Japan. Burma.

9 *Epilachna formosana* (Weise) (Fig. 3)

Solanophila formosana Weise, 1923;

Afissa formosana (Weise); Bielawsky, 1961;

Epilachna formosana (Weise); Li et Cook, 1961.

Specimen examined: 4 ♂♂, Taiwan (Fenchihu), 1400m, 30, N, 1977. J. Klapperich leg.

Total 147 ♂♀.

Distribution: China (Taiwan).

10 *Epilachna quadricollis* (Dieke)

Afissa quadricollis Dieke, 1947;

Epilachna quadricollis (Dieke); Pang et Mao.

Specimen examined: 1 ♂, Taiwan (Fenchihu). 1400 m, 15, N. 1977. J. Klapperich leg. 1

♂, 30, N. 1977. J. Klapperich leg. Total 5 ♂♀.

Distribution: China (Taiwan, Jiangshu, Zejiang, Fujian, Guangxi).

11 *Epilachna mobilertiae* Li (Fig. 4)

Epilachna mobilertiae Li et Cook, 1961.

Specimen examined: 1 ♂, 1 ♀. Taiwan (Taibei), 30m, 3, N, 1977. J. Klapperich leg.

Distribution: China (Taiwan).

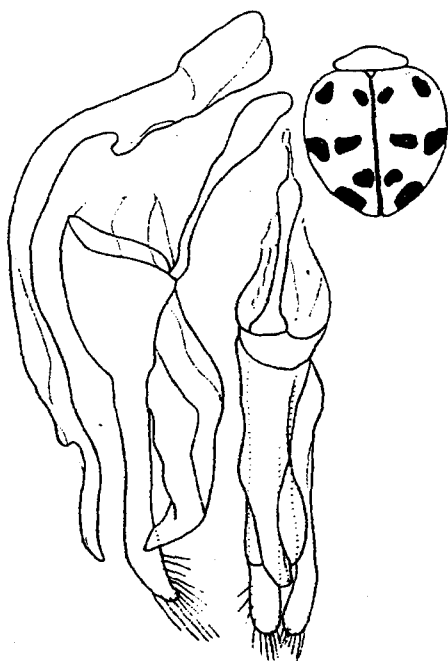


Fig. 1

Fig. 1 *Henosepilachna semifasciata* (Dieke)

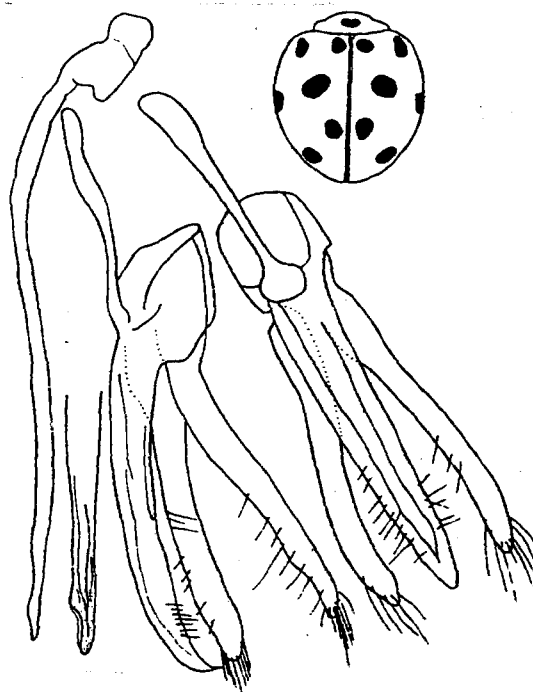


Fig. 2

Fig. 2 *Henosepilachna pytharga* (Dieke)

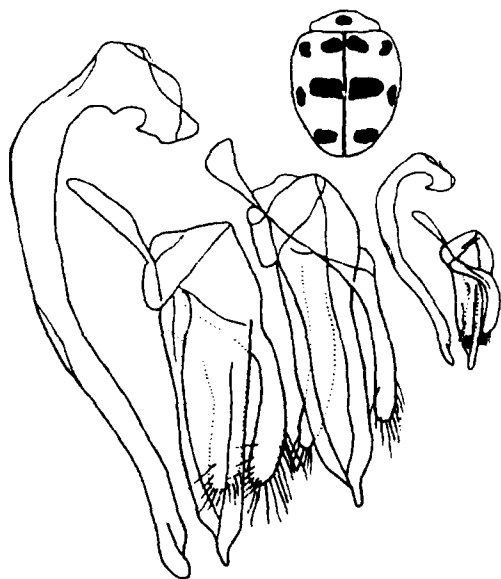


Fig. 3

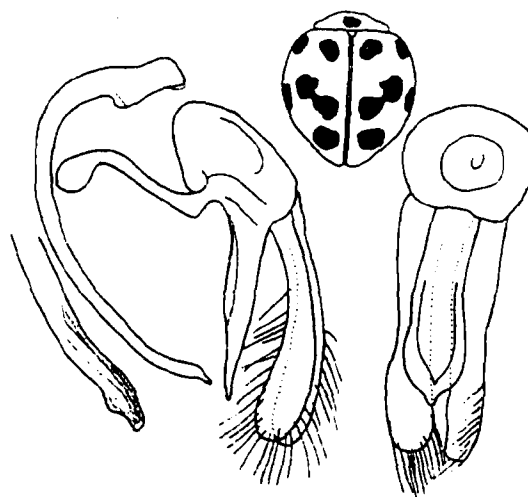
Fig. 3 *Epilachna formosana* (weise)

Fig. 4

Fig. 4 *Epilachna mobiliteriae* Li12 *Epilachna maxima* (Weise)*Solanophila maxima* Weise, 1898; Mader, 1926—37;*Afissa maxima* (Weise); Dieke, 1947;*Epilachna maxima* (Weise); Li et Cook, 1961; Pang et Mao, 1979.

Specimen examined: 2 ♂♂, Taiwan (Fenchihu), 1400 m, 10, IV 1977. J. Klapperich leg.

Distribution: China (Taiwan). North India. Sikkim.

13 *Epilachna maculicollis* (Sicard)*Solanophila nilgirica* var. *maculicollis* Sicard, 1922;*Afissa maculicollis* (Sicard); Li et Cook, 1961; Pang et Mao, 1979

Specimen examined: 4 ♂♂; Taiwan (Fenchihu), 9, IV. 1977. J. Klapperich leg.

Distribution: China (Taiwan).

14 *Epilachna hendecaspilota* (Mader)*Solanophila hendecaspilota* Mader, 1927;*Epilachna flavicollis* Li et Cook, 1961;*Epilachna hendecaspilota* (Mader); Bielawsky, 1964; Pang et Mao, 1979.

Specimen examined: 4 ♂♂, Taiwan (Fenchihu), 1400 m, 10, IV. 1977. J. Klapperich leg

Total 13 ♀♂.

Distribution: China (Taiwan). India. Burma. Thailand. Sri Lanka.

15 *Epilachna chinensis* (Weise)*Solanophila chinensis* Weise, 1912;*Afissa chinensis* (Weise); Dieke, 1947;*Afissa chinensis* var. *separata* Dieke, 1947.*Epilachna chinensis* (Weise); Li et Cook, 1961; Pang et Mao, 1979.

Specimen examined: 1 ♂, Taiwan (Fenchihu), 1400m, 9, IV, 1977. J. Klapperich leg.

Distribution: China (Taiwan, Anhui, Fujian, Guangdong).

16 *Epilachna fenchinica* sp. nov. (Fig. 5)

Length: 4.1 mm. Width: 3.6 mm.

Male: Upper side brownish red with brownish pubescence. Pronotum with a transverse black median spot. Elytron with five large black spots, the 1st. spot apart from the suture and anterior margin; the 2nd. touching the margin; the 3rd. large, transverse, not reaching the suture; the 4th. on the margin; the 5th. triangular, not reaching either suture or side margin.

Male genitalia as in fig. 5, Fairly small than other species of this genus. Siphon bent on the stalk near apex, the length of median lobe about 3.5 as the width and ending in a split point. Parameres 2/3 long as media lobe.

Female similar as male on upper side.

Remarks: Maculation of pronotum and elytron similar to those of *E. chinensis* (Weise). But the 1st. spot not reaching the suture and anterior margin. Male genitalia similar as *E. chinensis*, *E. hendecaspilota* (Mader) and *E. galerucinoides* Korschelsky. The median lobe of *E. chinensis* (Weise) not ending split point. The apex of the siphon in the new species easily distinct from *E. hendecaspilota* and *E. galerucinoides*.

Holotype: Male, No. 920318-008, Taiwan (Fenchihu), 1400 m, 9, IV, 1977. J. Klapperich leg. Deposited in the ZSBS, Munchen, Germany.

Paratype: 1 Male. (ibid.). Deposited in South China Agriculture University, Guangzhou, P. R. China.

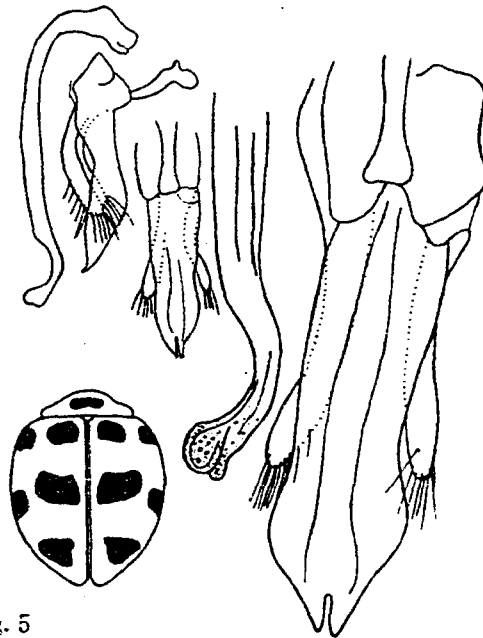


Fig. 5

Fig5. *Epilachna fenchinica* n. sp.

References

- 1 Bialawsky R. Uber Arten aus der Verwandtschaft von *Epilachna flavicollis* (Thbg.) (Col. Coccinellidae). Bull Acad Pol Sci CI I. Warsavie, 1964, 12: 255~262
- 2 Dieke H. Ladybeetles of the genus *Epilachna* in Asia, Europe and Australia. Smithson misc Coll, 1947, 106(15): 1~183
- 3 Fursch H. Die Palarkrischen und indomalayisahan Epilachnini der Zoologischen Sammlung des Bayerischen Staates, Munchen, Opusc Zool, Munchen, 1959, 26, 9
- 4 Fursch H. Die Arten der Vennvardschaftsgruppe *Heucepilachna elaterii* (Rossi) (*E. chrysomelina* auct) (Coleoptera, Coccinellidae). Reichenbachia, Mus Dierk Dresden, 1964, 3
- 5 Li C. S. Cook E. E. The Epilachninae of Taiwan (Coleoptera, Coccinellidae). Pacif Ins, 1961 3: 319
- 6 Pang X. F. Mao J. L. Fauna of Economic Insects of China, Coleoptera: Coccinellidae I. Beijing, 1979 1~179

台湾食植瓢虫及一新种描述

庞虹

(华南农业大学昆虫生态研究室)

摘要 1961年,李景星等对台湾食植瓢虫亚科的3个属和30个种进行了详细的描述。本文共记述了由J. Klapperich采自台湾的食植瓢虫16个种,其中包括1个新种和1个中国新记录。这16个种是:茄二十八星瓢虫 *Henosepilachna vigintioctopunctata* (Fabricius),拟花裂臀瓢虫 *Henosepilachna semifasciata* (Dieke), *Henosepilachna pytharqa* (Dieke) (新记录),奇斑裂臀瓢虫 *Henosepilachna libera* (Dieke),横带食植瓢虫 *Epilachna confusali*,直管食植瓢虫 *Epilachna angusta* Li,长管食植瓢虫 *Epilachna longissima* (Dieke),瓜茄瓢虫 *Epilachna admirabilis* Crotch,台湾食植瓢虫 *Epilachna formosana*,端尖食植瓢虫 *Epilachna quadricollis* (Dieke), *Epilachna mobilstertine* Li,大食植瓢虫 *Epilachna maxima* (weise),园斑食植瓢虫 *Epilachna maculicollis* (Sicard),十一斑食植瓢虫 *Epilachna hendecaspilota* (Mader),中华食植瓢虫 *Epilachna chinensis* (Weise),及新种奋起湖食植瓢虫 *Epilachna fenchinaca* sp. nov.

所有标本均存放在德国 ZSBS 博物馆和华南农业大学内。

关键词 瓢虫科;食植瓢虫亚科,新种

中图分类号 Q969.496.8