



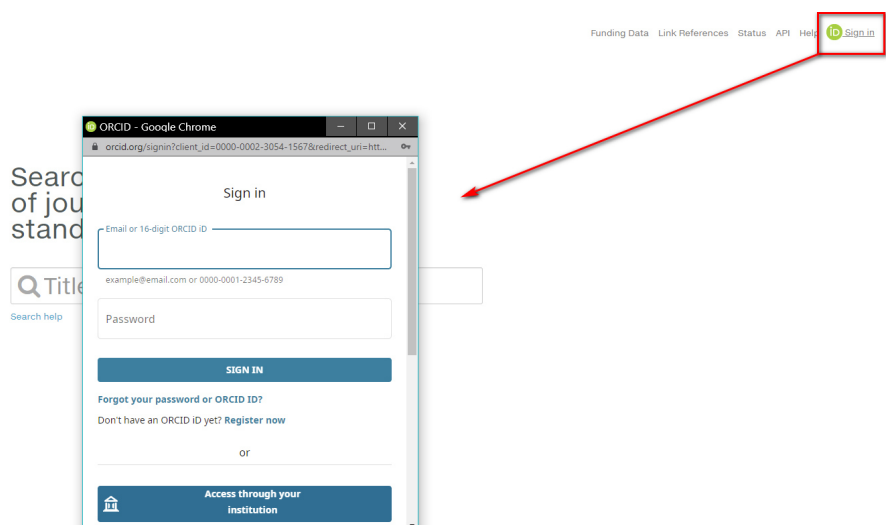
Setting up automatic synchronisation of author profiles in ORCID and Crossref systems

ORCID, or **Open Researcher and Contributor ID**, is an alphanumeric code used to uniquely identify authors of scientific papers, as well as services of the corresponding website for searching authors and their bibliographic results. The use of ORCID to uniquely identify authors is due to the fact that most personal names of authors are not unique, can change throughout the life of the author, have cultural differences in the order of names, contain contradictory abbreviations and use different writing systems. This code provides permanent identification for authors, similar to that used for content-related objects on digital networks by means of digital object identifier (DOI).

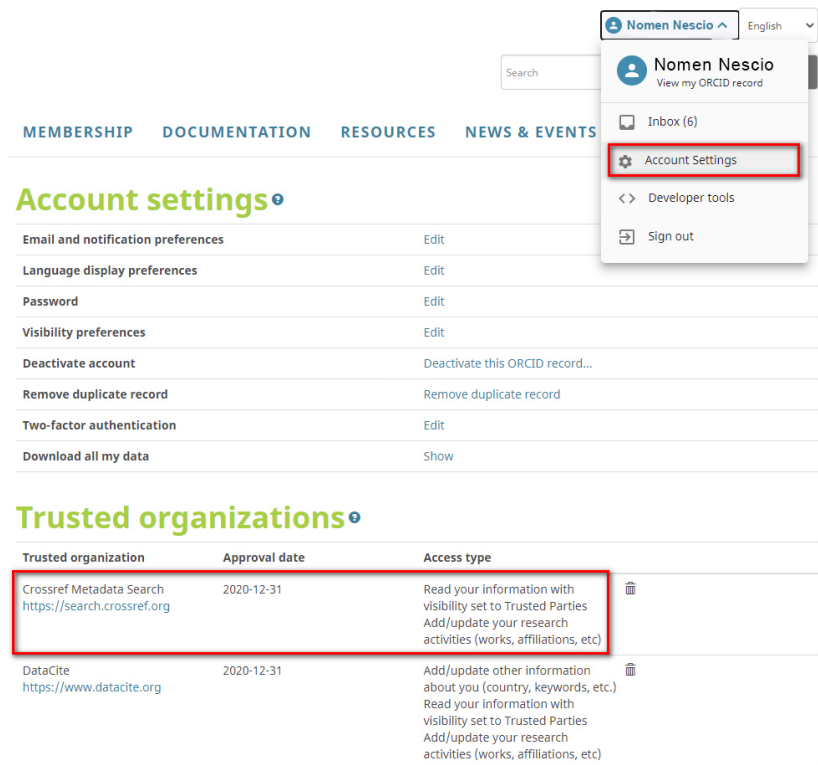
ORCID is becoming more and more popular. Using this service gives authors a number of advantages. Unlike, for example, Scopus, where authors have very limited opportunities (in particular, to correct outright errors, incorrect merging of namesakes from various fields, etc.), ORCID allows authors to have full control over information in their profile. Moreover, for a correctly completed ORCID profile, author can configure synchronisation with Publons, and it will expand the possibilities of organising data about the author in this system.

To fully use the capabilities of the ORCID system, it is necessary that information about author's publications "flocked" to the profile of a particular author in the most automatic way. For this purpose, a service of Crossref can be used. As soon as the DOI of a new publication is registered with Crossref, that publication is immediately made available to another services, including ORCID. To organise automatic loading of data from Crossref to ORCID, the author should configure the synchronisation of his/her profiles in these systems.

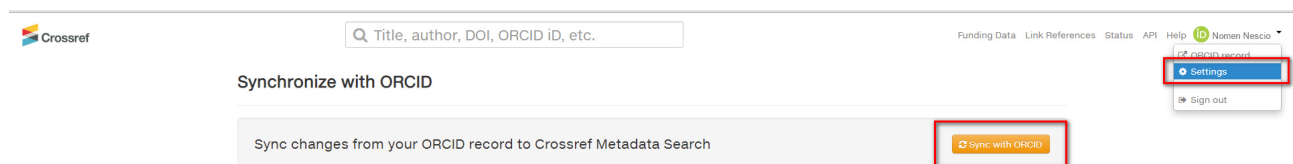
1. First, the author should log in to [CrossRef Metadata Search](#) with his/her ORCID system credentials:



2. Next, the author should log in to his/her [ORCID](#) profile and check in the profile settings that a trust relationship is established with the Crossref service:



This is usually enough to start the automatic synchronisation. If not, you can always synchronise the profiles from your personal account in CrossRef Metadata Search:



In the future, any publications with a DOI and author's ORCID iD will be automatically added to the profile of the author.